



Lawyers Title®



ORANGE COUNTY

# MARKET ACTIVITY & TRENDS

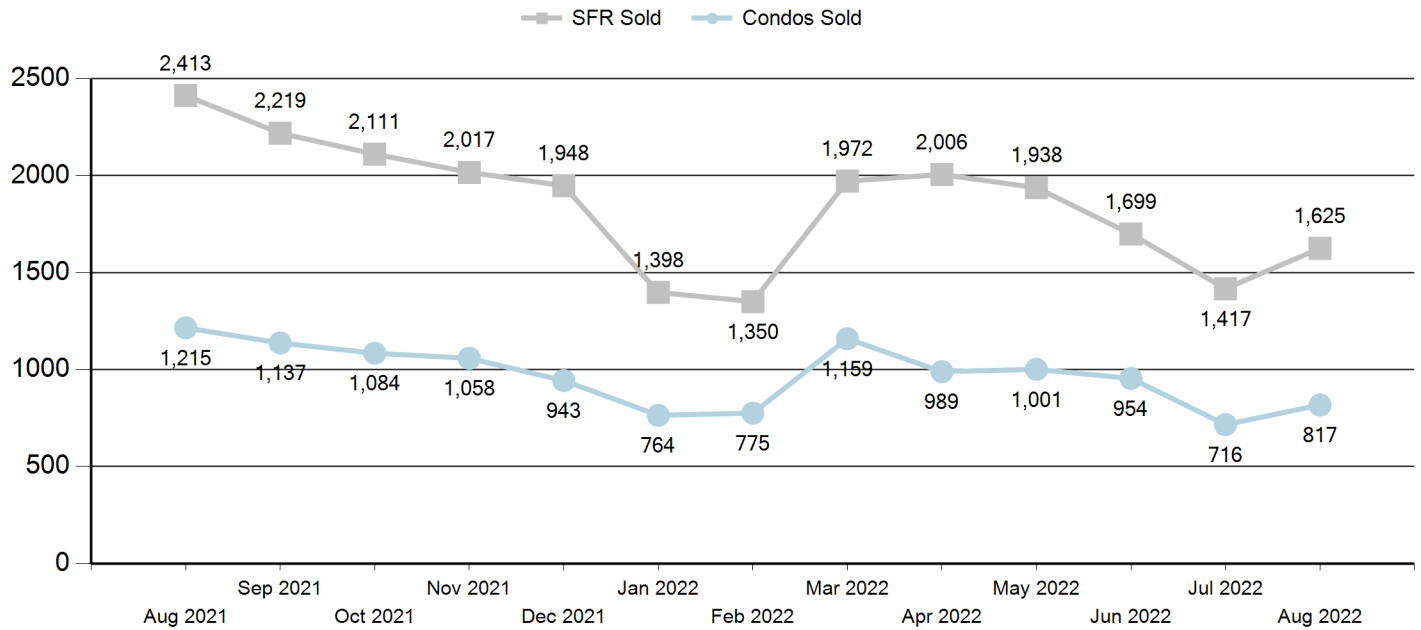
AUGUST 2022

# MARKET ACTIVITY & TRENDS



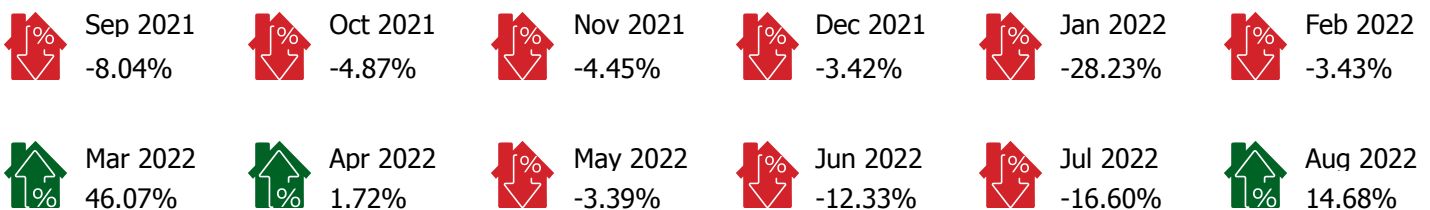
AUGUST 2022

## SFR & CONDO SALES LAST 12 MONTHS




## MONTH OVER MONTH TRENDS

### SFR % Change



### Condo % Change

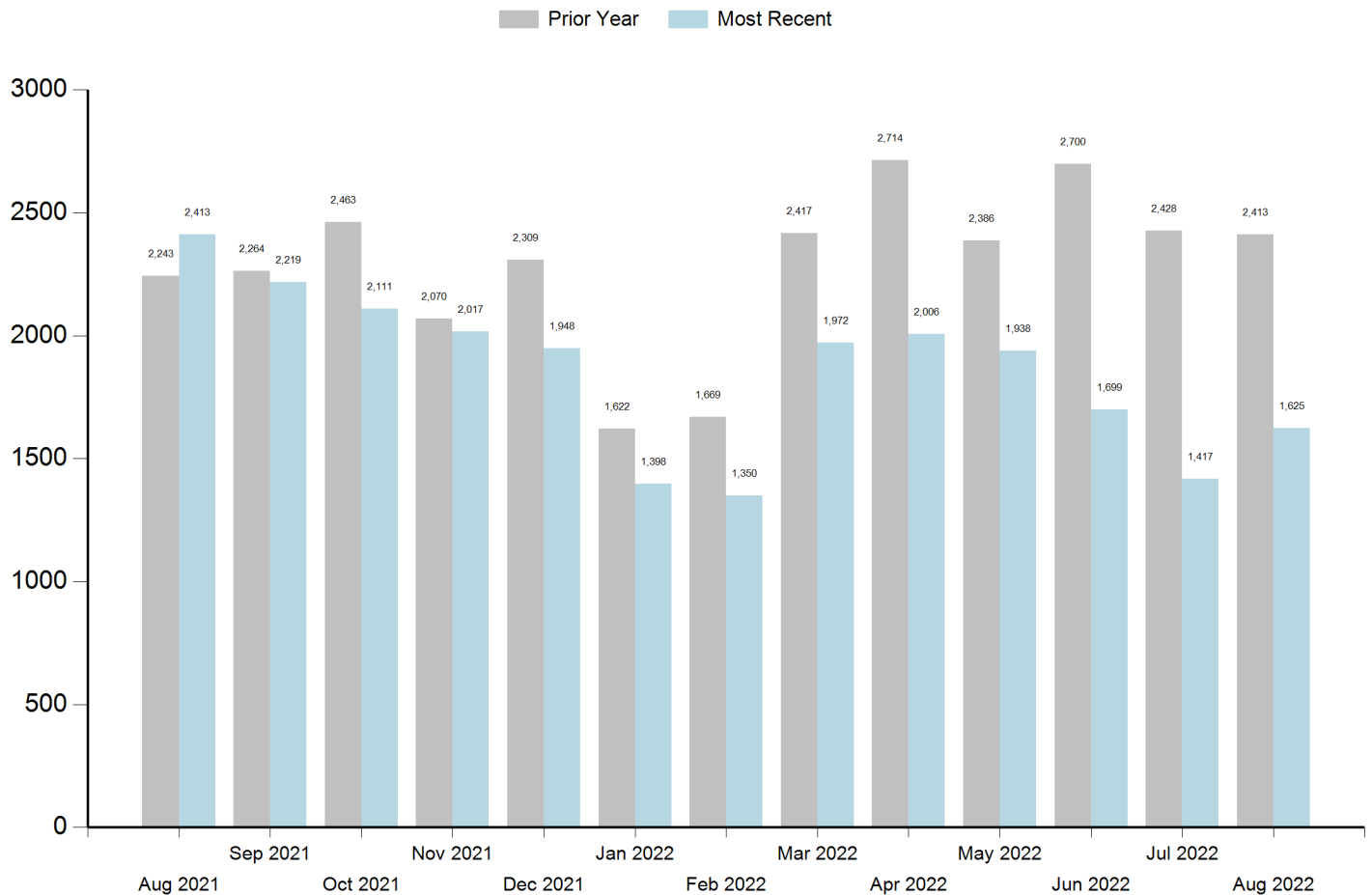


# MARKET ACTIVITY & TRENDS



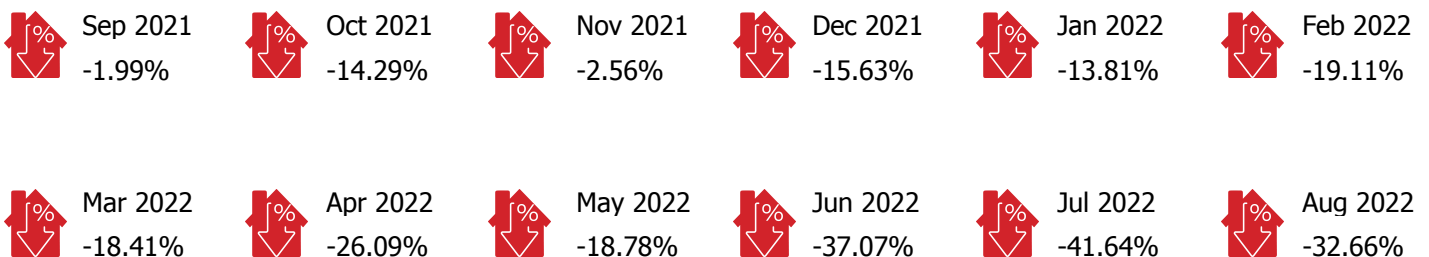
AUGUST 2022

## SFR YEAR OVER YEAR



## SFR YEAR OVER YEAR TRENDS

### SFR % Change

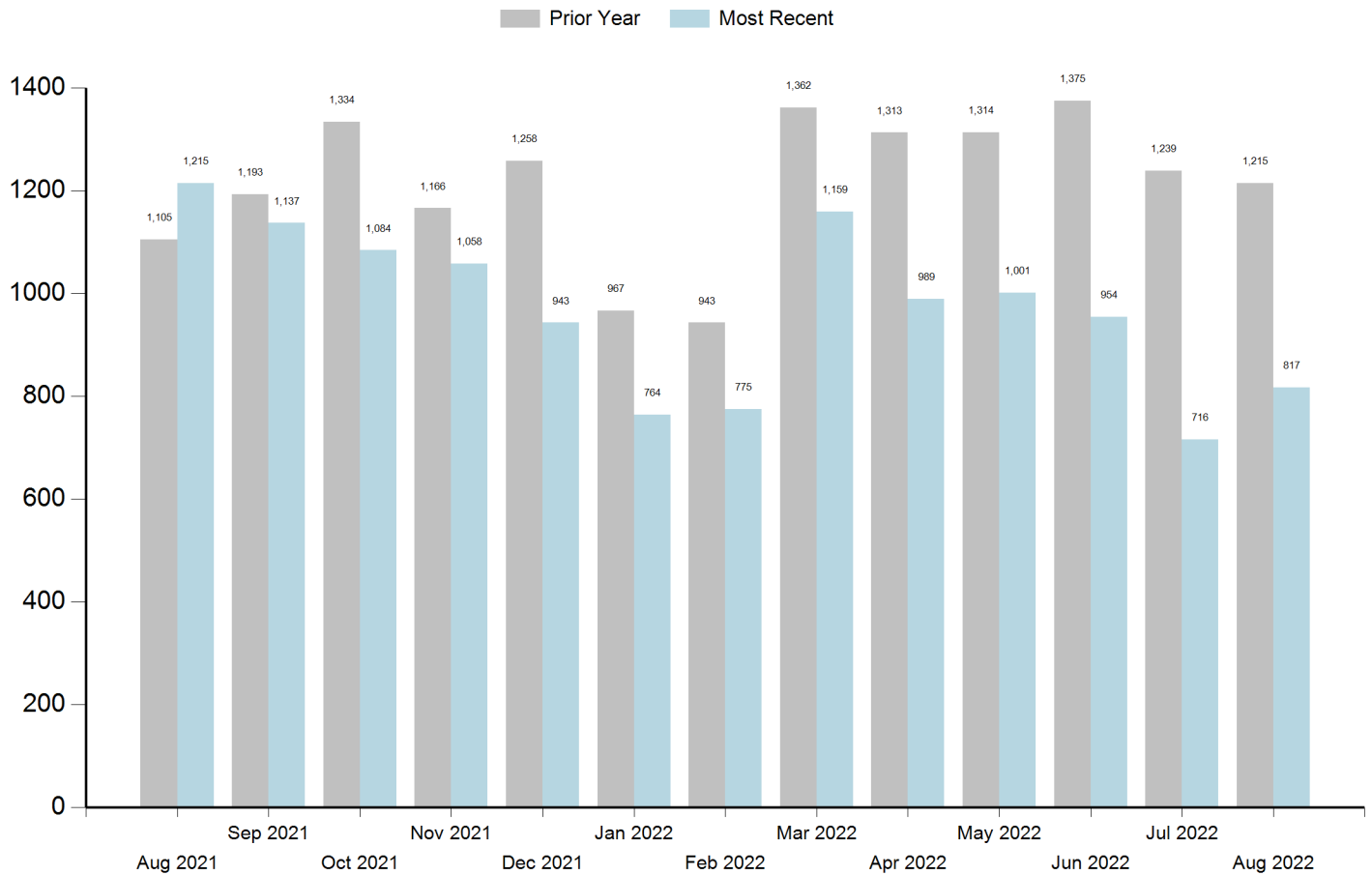


# MARKET ACTIVITY & TRENDS




AUGUST 2022

## CONDO YEAR OVER YEAR



## CONDO YEAR OVER YEAR TRENDS

### CONDO % Change

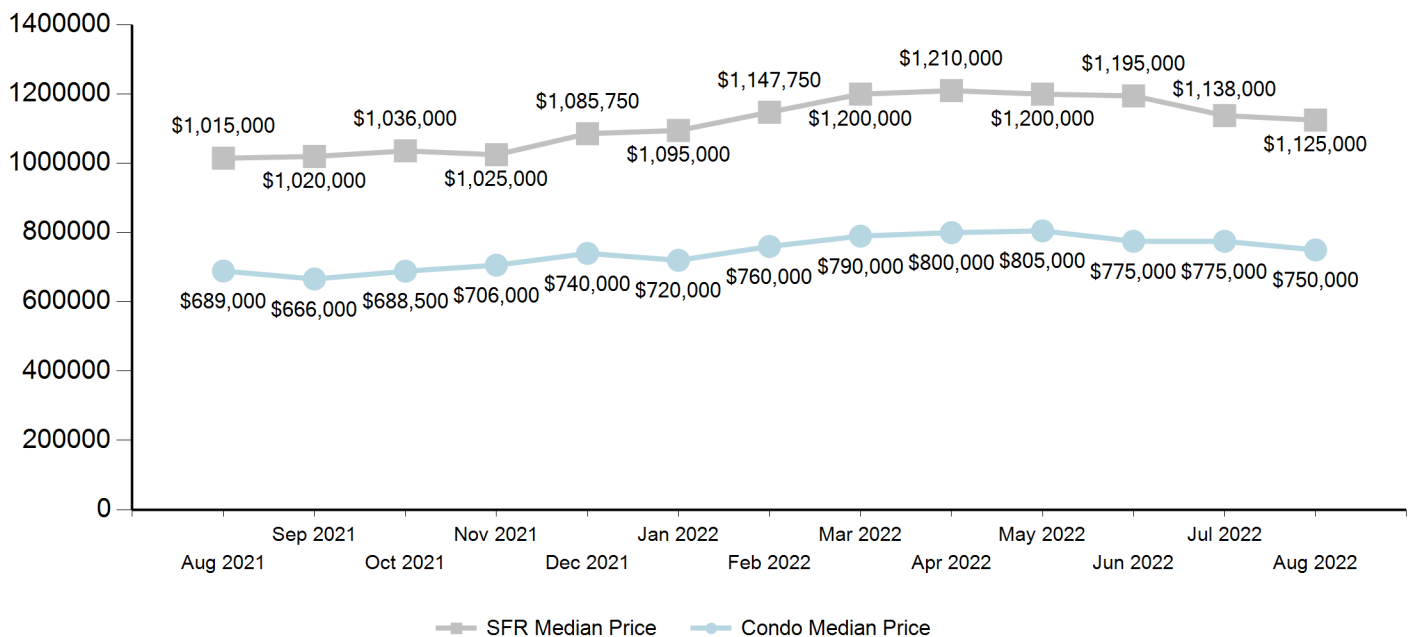


# MARKET ACTIVITY & TRENDS



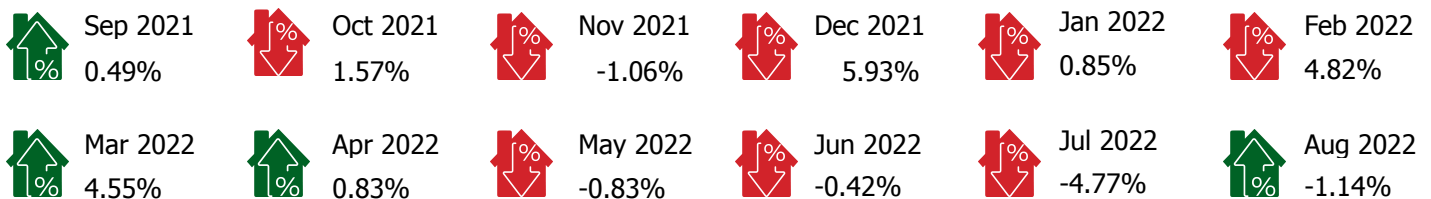
AUGUST 2022

## SFR & CONDO MEDIAN SALES PRICE LAST 12 MONTHS




## MONTH OVER MONTH TRENDS

### SFR % Change



### Condo % Change

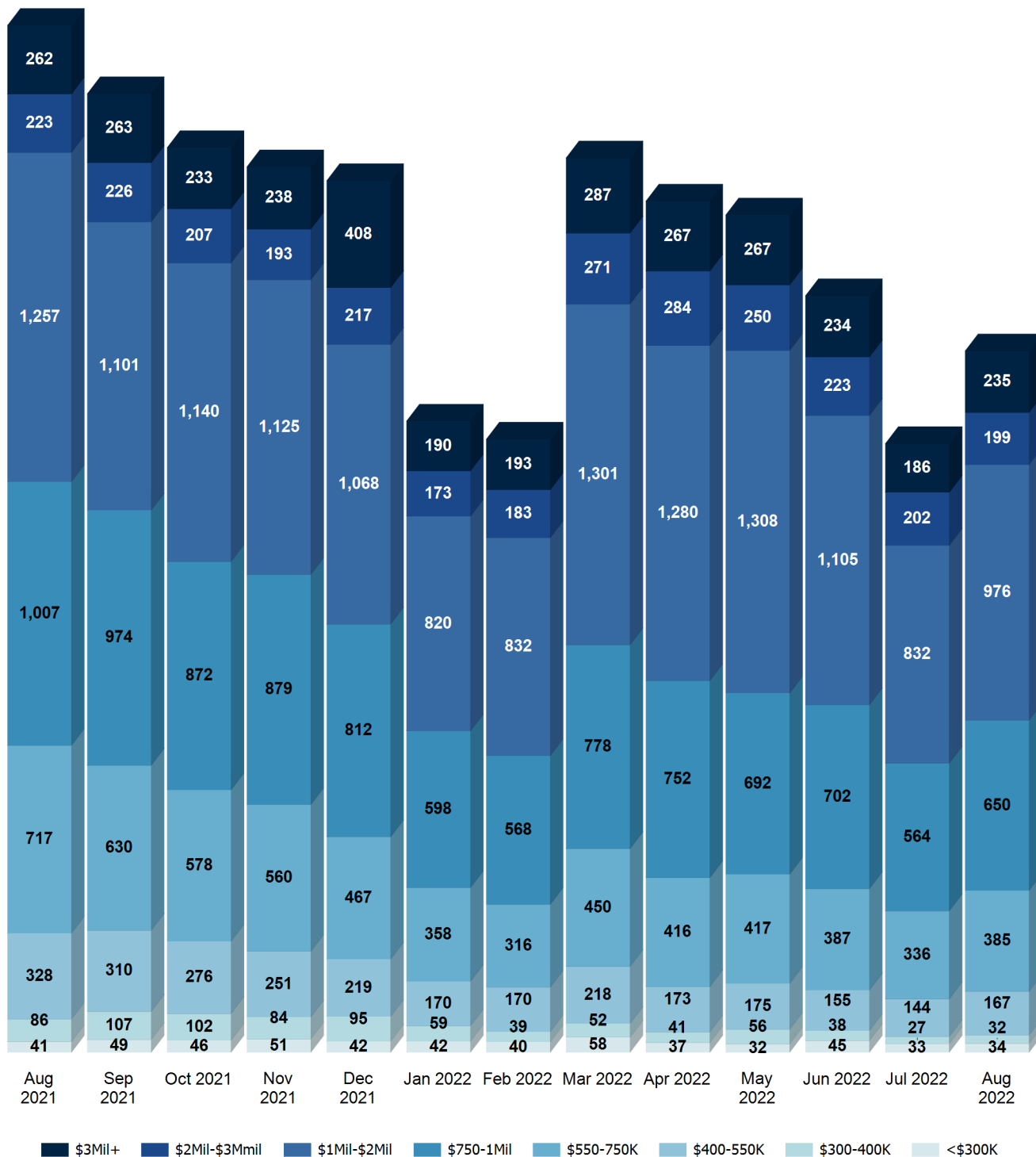


# MARKET ACTIVITY & TRENDS

AUGUST 2022



## SALES VALUE RANGES



# MARKET ACTIVITY & TRENDS

AUGUST 2022



COMMUNITY NAME	ZIP CODE	SFR				Condos		
		SALES	MEDIAN PRICE (\$1,000)	PRICE % CHG YOY	MEDIAN \$/ Sq. Ft.	SALES	MEDIAN PRICE (\$1,000)	PRICE % CHG YOY
ALISO VIEJO	92656	14	\$958	-28.57%	\$607	23	\$710	-21.67%
ANAHEIM	92801	19	\$750	2.03%	\$510	7	\$627	0.00%
ANAHEIM	92802	15	\$801	-15.14%	\$542	8	\$45	6.59%
ANAHEIM	92804	22	\$853	-18.96%	\$564	8	\$518	8.18%
ANAHEIM	92805	22	\$745	-25.35%	\$492	24	\$725	-11.38%
ANAHEIM	92806	15	\$875	-7.83%	\$463	3	\$585	-43.75%
ANAHEIM	92807	30	\$1,065	-21.23%	\$504	7	\$860	-15.00%
ANAHEIM	92808	19	\$1,199	-15.94%	\$586	10	\$673	-26.98%
<b>ANAHEIM TOTAL</b>		<b>142</b>	<b>\$898</b>	<b>-14.63%</b>	<b>\$523</b>	<b>67</b>	<b>\$576</b>	<b>-13.72%</b>
BREA	92821	20	\$863	-7.28%	\$536	1	\$625	-33.33%
BREA	92823	2	\$1,355	-10.53%	\$562	1	\$1,160	-58.93%
<b>BREA TOTAL</b>		<b>22</b>	<b>\$1,109</b>	<b>-8.90%</b>	<b>\$549</b>	<b>2</b>	<b>\$893</b>	<b>-46.13%</b>
BUENA PARK	90620	24	\$783	-7.26%	\$543	0	\$0	-38.89%
BUENA PARK	90621	12	\$930	-26.44%	\$690	3	\$705	-43.75%
<b>BUENA PARK TOTAL</b>		<b>36</b>	<b>\$856</b>	<b>-16.85%</b>	<b>\$617</b>	<b>3</b>	<b>\$705</b>	<b>-41.32%</b>
CORONA DEL MAR	92625	17	\$5,400	-18.06%	\$2,483	9	\$2,700	-9.49%
COSTA MESA	92626	29	\$1,210	-12.07%	\$727	0	\$0	-24.00%
COSTA MESA	92627	25	\$1,213	-32.64%	\$876	13	\$858	-21.70%
<b>COSTA MESA TOTAL</b>		<b>54</b>	<b>\$1,212</b>	<b>-22.35%</b>	<b>\$802</b>	<b>13</b>	<b>\$858</b>	<b>-22.85%</b>
COTO DE CAZA	92679	13	\$1,774	-36.76%	\$569	4	\$820	-23.91%
CYPRESS	90630	21	\$980	-16.50%	\$519	4	\$715	27.14%
CYPRESS	90720	0	\$0	0.00%	\$0	1	\$823	-53.33%
<b>CYPRESS TOTAL</b>		<b>21</b>	<b>\$980</b>	<b>-16.50%</b>	<b>\$519</b>	<b>5</b>	<b>\$769</b>	<b>-13.10%</b>
DANA POINT	92624	6	\$2,363	-10.92%	\$778	2	\$1,623	0.00%
DANA POINT	92629	15	\$2,020	-36.04%	\$1,210	20	\$1,200	2.13%
<b>DANA POINT TOTAL</b>		<b>21</b>	<b>\$2,191</b>	<b>-23.48%</b>	<b>\$994</b>	<b>22</b>	<b>\$1,411</b>	<b>2.13%</b>
FOOTHILL RANCH	92610	6	\$1,352	4.08%	\$546	5	\$560	-10.99%
FOUNTAIN VALLEY	92708	36	\$1,125	-8.41%	\$586	5	\$515	-41.18%
FULLERTON	92831	15	\$915	-16.39%	\$597	6	\$568	-12.15%
FULLERTON	92832	10	\$855	-15.43%	\$660	2	\$319	4.08%
FULLERTON	92833	22	\$815	-23.23%	\$550	11	\$710	-28.05%
FULLERTON	92835	32	\$1,200	-1.84%	\$568	4	\$482	-35.11%
<b>FULLERTON TOTAL</b>		<b>79</b>	<b>\$946</b>	<b>-14.22%</b>	<b>\$594</b>	<b>23</b>	<b>\$520</b>	<b>-17.81%</b>

		SFR				Condos		
COMMUNITY NAME	ZIP CODE	SALES	MEDIAN PRICE (\$1,000)	PRICE % CHG YOY	MEDIAN \$/ Sq. Ft.	SALES	MEDIAN PRICE (\$1,000)	PRICE % CHG YOY
GARDEN GROVE	92840	30	\$821	-8.64%	\$548	9	\$550	-26.77%
GARDEN GROVE	92841	14	\$873	0.49%	\$496	3	\$506	-33.33%
GARDEN GROVE	92843	11	\$765	-11.86%	\$549	4	\$517	-35.11%
GARDEN GROVE	92844	5	\$925	0.00%	\$532	0	\$0	-5.88%
GARDEN GROVE	92845	16	\$875	-13.49%	\$575	1	\$574	5.56%
<b>GARDEN GROVE TOTAL</b>		<b>76</b>	<b>\$852</b>	<b>-8.37%</b>	<b>\$540</b>	<b>17</b>	<b>\$537</b>	<b>-19.11%</b>
HUNTINGTON BEACH	92646	47	\$1,250	-13.30%	\$724	13	\$730	-10.53%
HUNTINGTON BEACH	92647	27	\$1,000	-11.71%	\$659	3	\$610	-42.98%
HUNTINGTON BEACH	92648	30	\$1,698	-21.78%	\$743	14	\$978	-6.99%
HUNTINGTON BEACH	92649	22	\$1,398	-27.17%	\$793	13	\$1,000	-8.49%
<b>HUNTINGTON BEACH TOTAL</b>		<b>126</b>	<b>\$1,336</b>	<b>-18.49%</b>	<b>\$730</b>	<b>43</b>	<b>\$829</b>	<b>-17.25%</b>
IRVINE	92602	10	\$1,795	-19.01%	\$722	27	\$1,823	14.86%
IRVINE	92603	10	\$3,348	-26.67%	\$975	9	\$1,550	-33.33%
IRVINE	92604	13	\$1,300	-15.35%	\$713	11	\$925	-17.82%
IRVINE	92606	4	\$1,659	-10.10%	\$607	4	\$821	-28.72%
IRVINE	92612	9	\$1,250	-10.34%	\$775	22	\$799	-23.53%
IRVINE	92614	3	\$1,232	-33.06%	\$735	12	\$900	-16.79%
IRVINE	92617	5	\$740	-21.62%	\$305	0	\$0	0.00%
IRVINE	92618	13	\$2,100	-25.49%	\$732	61	\$1,238	-21.34%
IRVINE	92620	20	\$1,610	-13.84%	\$704	24	\$1,310	-14.86%
<b>IRVINE TOTAL</b>		<b>87</b>	<b>\$1,670</b>	<b>-19.50%</b>	<b>\$696</b>	<b>170</b>	<b>\$1,171</b>	<b>-17.69%</b>
LA HABRA	90631	25	\$815	-11.31%	\$499	8	\$494	-11.83%
LA PALMA	90623	5	\$1,068	-12.30%	\$497	1	\$585	-83.33%
LADERA RANCH	92694	0	\$0	-57.89%	\$0	2	\$998	3.13%
LAGUNA BEACH	92651	45	\$3,189	-23.65%	\$2,431	2	\$5,600	-25.00%
LAGUNA HILLS	92653	19	\$1,259	-31.54%	\$589	7	\$675	-31.55%
LAGUNA HILLS	92656	0	\$0	66.67%	\$0	1	\$500	-11.11%
<b>LAGUNA HILLS TOTAL</b>		<b>19</b>	<b>\$1,259</b>	<b>17.57%</b>	<b>\$589</b>	<b>8</b>	<b>\$588</b>	<b>-21.33%</b>
LAGUNA NIGUEL	92677	49	\$1,375	-26.59%	\$639	26	\$630	-16.26%
LAGUNA WOODS	92637	0	\$0	0.00%	\$0	41	\$475	16.57%
LAKE FOREST	92610	1	\$1,200	0.00%	\$522	7	\$811	-43.67%
LAKE FOREST	92630	52	\$1,128	-5.70%	\$542	33	\$550	-32.78%
LAKE FOREST	92679	1	\$1,399	-23.53%	\$557	9	\$775	60.61%
<b>LAKE FOREST TOTAL</b>		<b>54</b>	<b>\$1,242</b>	<b>-14.61%</b>	<b>\$540</b>	<b>49</b>	<b>\$712</b>	<b>-5.28%</b>
LOS ALAMITOS	90720	17	\$1,220	-23.99%	\$687	0	\$0	-35.71%
MIDWAY CITY	92655	2	\$1,743	-10.26%	\$986	0	\$0	-33.33%
MISSION VIEJO	92691	46	\$1,045	-12.68%	\$526	15	\$515	-25.87%
MISSION VIEJO	92692	41	\$1,150	-9.02%	\$564	10	\$722	-22.50%



		SFR				Condos		
COMMUNITY NAME	ZIP CODE	SALES	MEDIAN PRICE (\$1,000)	PRICE % CHG YOY	MEDIAN \$/ Sq. Ft.	SALES	MEDIAN PRICE (\$1,000)	PRICE % CHG YOY
MISSION VIEJO	92694	15	\$1,600	-39.63%	\$551	11	\$835	-28.40%
MISSION VIEJO TOTAL		102	\$1,265	-20.45%	\$547	36	\$691	-25.59%
NEWPORT BEACH	92660	30	\$3,000	-32.54%	\$1,060	10	\$1,256	-17.59%
NEWPORT BEACH	92661	3	\$3,850	-35.20%	\$1,936	0	\$0	-77.78%
NEWPORT BEACH	92662	1	\$2,825	-2.44%	\$1,261	0	\$0	-100.00%
NEWPORT BEACH	92663	13	\$4,000	-26.01%	\$2,206	7	\$1,730	-41.80%
NEWPORT BEACH TOTAL		47	\$3,419	-24.05%	\$1,616	17	\$1,493	-59.29%
NEWPORT COAST	92657	3	\$4,250	-26.77%	\$1,322	5	\$2,250	-34.02%
ORANGE	92865	8	\$976	-21.85%	\$507	5	\$779	-40.95%
ORANGE	92866	3	\$1,200	-8.05%	\$705	2	\$695	-42.31%
ORANGE	92867	27	\$1,200	-25.89%	\$540	2	\$766	-61.54%
ORANGE	92868	11	\$780	-11.03%	\$548	5	\$833	87.88%
ORANGE	92869	24	\$1,090	-21.82%	\$545	7	\$680	-26.67%
ORANGE TOTAL		73	\$1,049	-17.73%	\$569	21	\$751	-16.72%
PLACENTIA	92870	31	\$903	-16.07%	\$461	14	\$690	7.75%
RANCHO MISSION VIEJO	92694	9	\$1,374	-24.79%	\$582	12	\$918	-50.80%
RANCHO SANTA MARGARITA	92688	18	\$1,120	-19.82%	\$533	29	\$580	-19.96%
SAN CLEMENTE	92672	22	\$1,675	-31.00%	\$1,005	7	\$850	-26.55%
SAN CLEMENTE	92673	17	\$1,580	-30.22%	\$602	8	\$913	-27.21%
SAN CLEMENTE TOTAL		39	\$1,627	-30.61%	\$803	15	\$881	-26.88%
SAN JUAN CAPISTRANO	92675	27	\$1,485	-12.07%	\$670	14	\$1,059	-32.21%
SANTA ANA	92701	11	\$772	-6.93%	\$521	18	\$495	8.64%
SANTA ANA	92703	17	\$729	10.98%	\$560	0	\$0	-29.11%
SANTA ANA	92704	20	\$805	-9.96%	\$576	13	\$468	-9.52%
SANTA ANA	92705	37	\$1,530	-22.36%	\$796	8	\$542	7.58%
SANTA ANA	92706	11	\$900	-30.60%	\$625	2	\$415	-29.63%
SANTA ANA	92707	15	\$823	-11.85%	\$623	13	\$585	-12.77%
SANTA ANA TOTAL		111	\$927	-11.79%	\$617	54	\$501	-10.80%
SEAL BEACH	90740	20	\$1,320	-28.33%	\$707	4	\$618	-18.46%
SILVERADO	92676	3	\$960	-14.93%	\$819	0	\$0	0.00%
STANTON	90680	6	\$713	-31.53%	\$531	2	\$595	-40.30%
SUNSET BEACH	90742	1	\$1,750	-72.22%	\$1,522	0	\$0	50.00%
TRABUCO CANYON	92679	16	\$1,368	-18.63%	\$533	1	\$640	-22.92%
TUSTIN	92780	33	\$995	-9.46%	\$598	7	\$615	-35.88%
TUSTIN	92782	16	\$1,735	-29.69%	\$609	15	\$868	-39.63%
TUSTIN TOTAL		49	\$1,365	-19.58%	\$603	22	\$741	-37.76%
VILLA PARK	92861	4	\$1,888	-12.88%	\$548	0	\$0	0.00%

COMMUNITY NAME	ZIP CODE	SFR				Condos		
		SALES	MEDIAN PRICE (\$1,000)	PRICE % CHG YOY	MEDIAN \$/ Sq. Ft.	SALES	MEDIAN PRICE (\$1,000)	PRICE % CHG YOY
WESTMINSTER	92683	39	\$880	-4.42%	\$573	3	\$665	-25.64%
YORBA LINDA	92886	43	\$1,175	-24.19%	\$551	12	\$631	-49.07%
YORBA LINDA	92887	18	\$1,363	-24.00%	\$581	7	\$650	-21.19%
YORBA LINDA TOTAL		61	\$1,269	-24.10%	\$566	19	\$641	-35.13%