



Lawyers Title®



RIVERSIDE COUNTY

MARKET ACTIVITY & TRENDS

AUGUST 2022

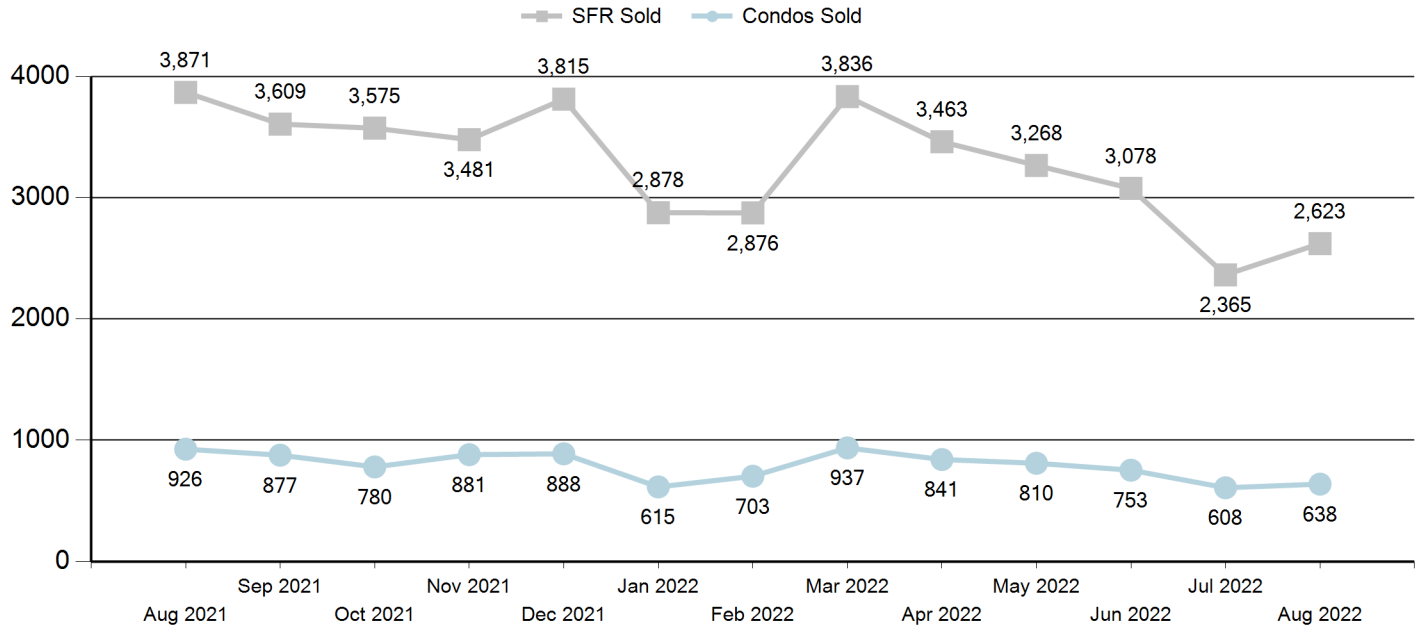
MARKET ACTIVITY & TRENDS



AUGUST 2022


SFR & CONDO SALES

LAST 12 MONTHS




MONTH OVER MONTH TRENDS

SFR % Change



Condo % Change

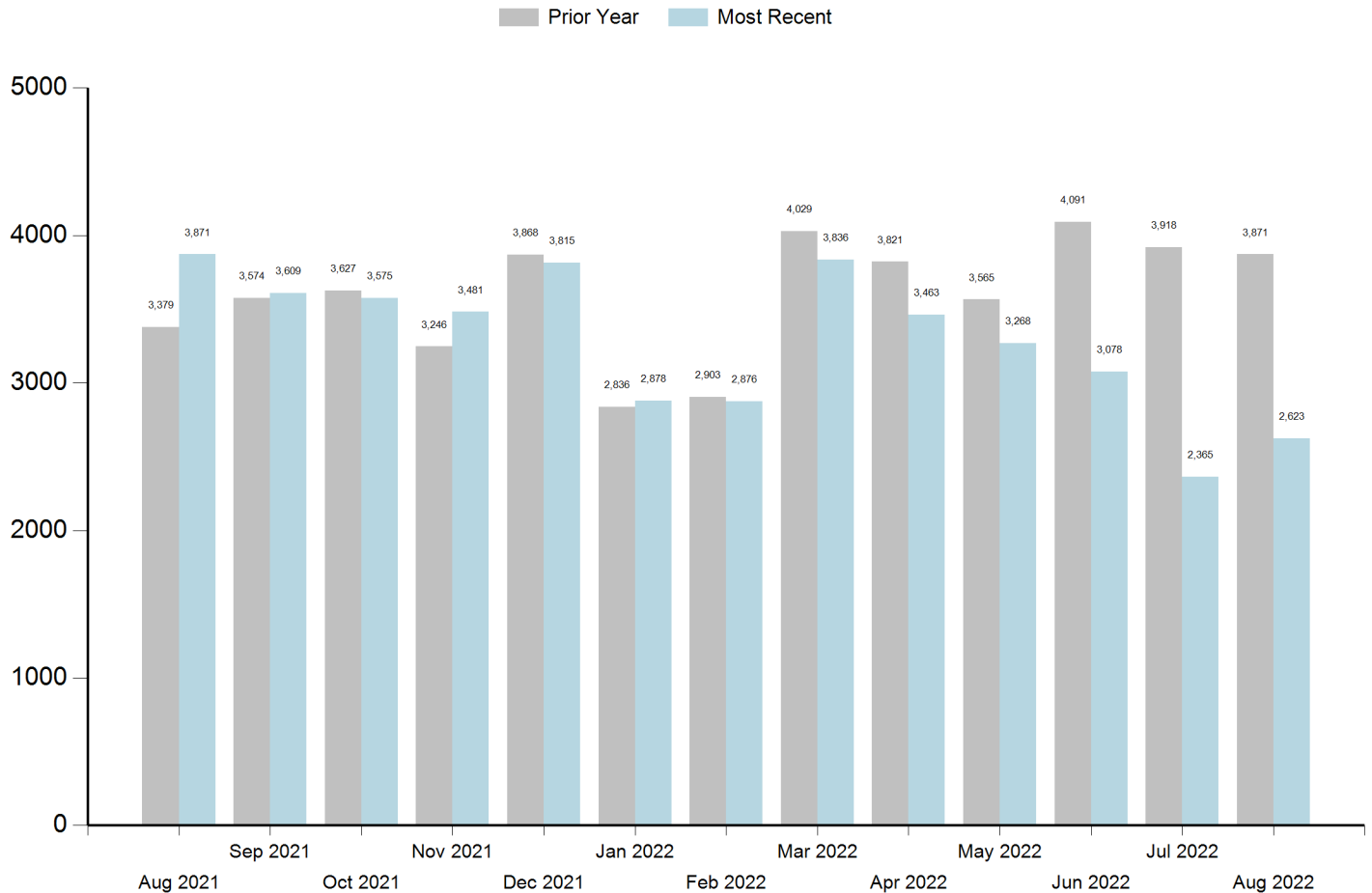


MARKET ACTIVITY & TRENDS




AUGUST 2022

SFR YEAR OVER YEAR



SFR YEAR OVER YEAR TRENDS

SFR % Change

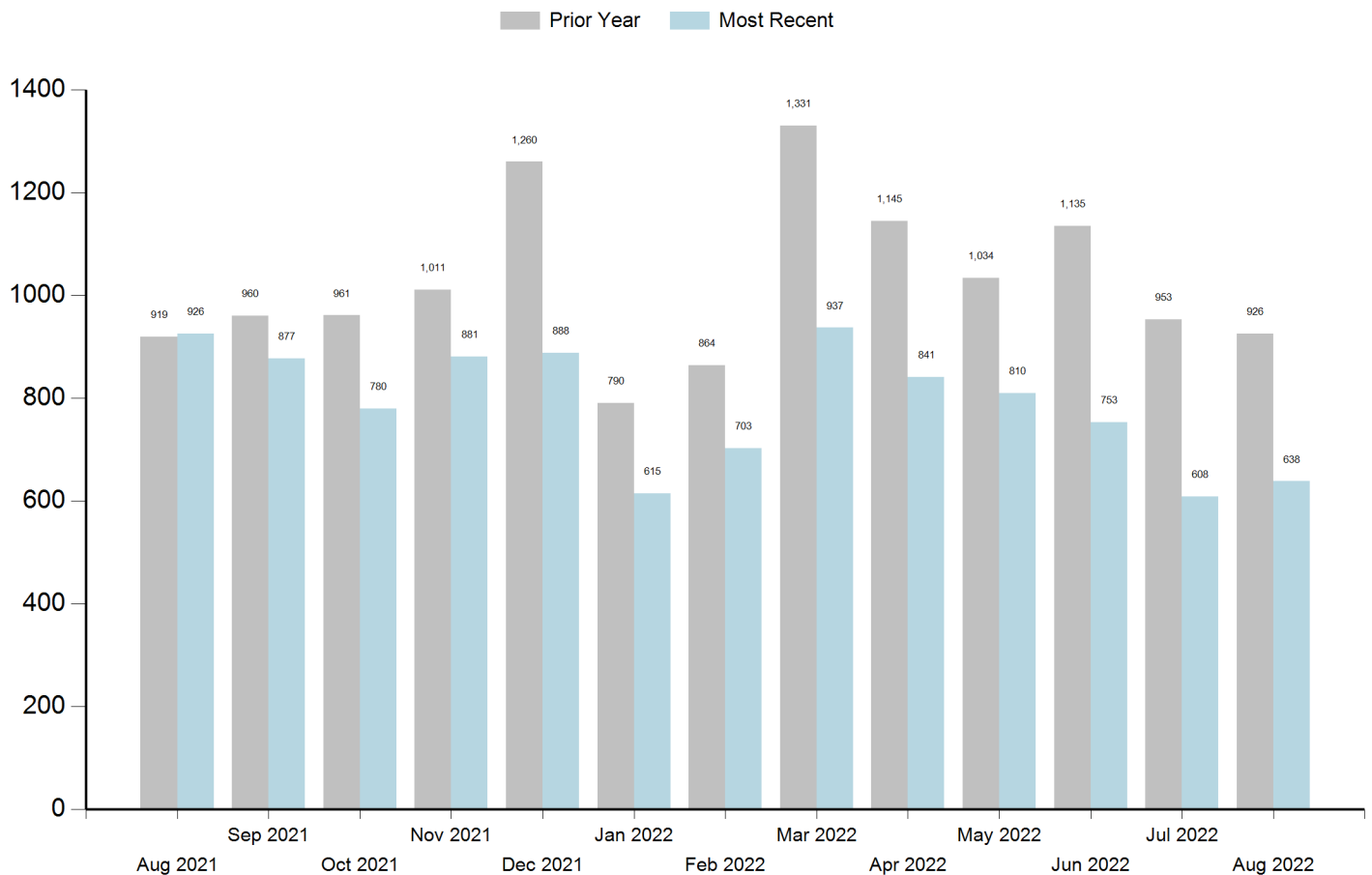


MARKET ACTIVITY & TRENDS

AUGUST 2022




CONDO YEAR OVER YEAR



CONDO YEAR OVER YEAR TRENDS

CONDO % Change

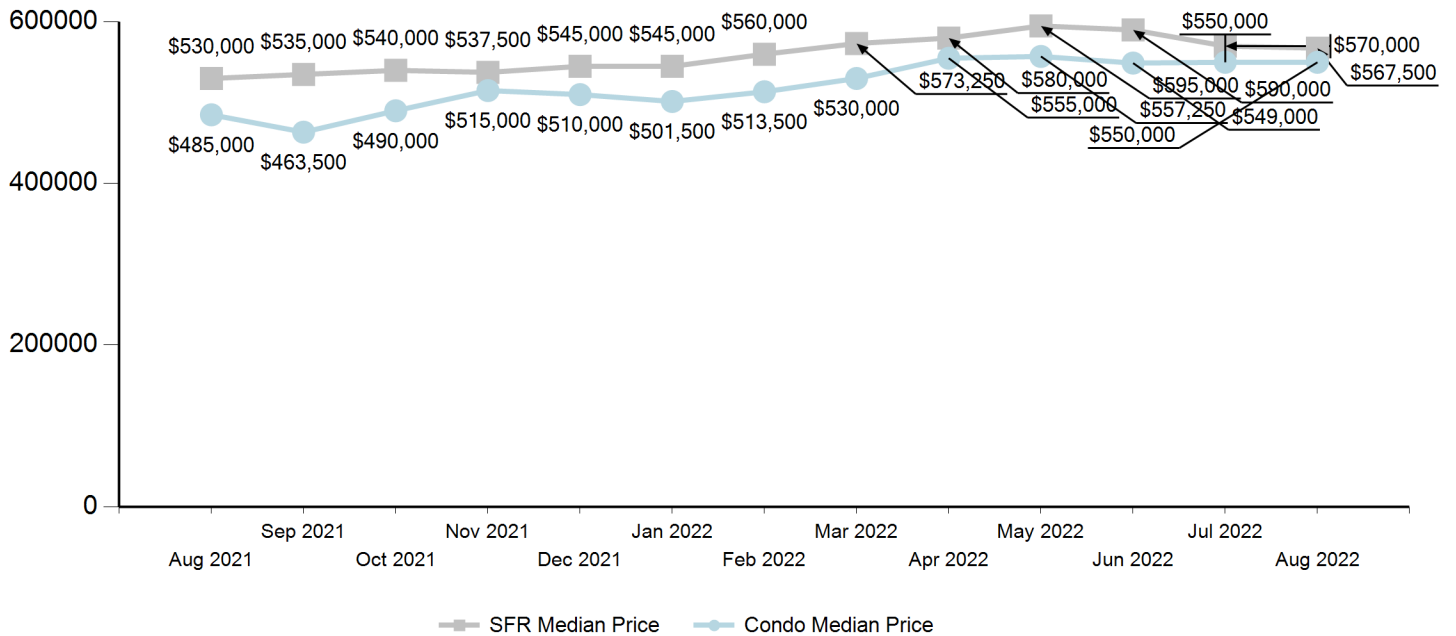


MARKET ACTIVITY & TRENDS




AUGUST 2022

SFR & CONDO MEDIAN SALES PRICE LAST 12 MONTHS




MONTH OVER MONTH TRENDS

SFR % Change



Condo % Change

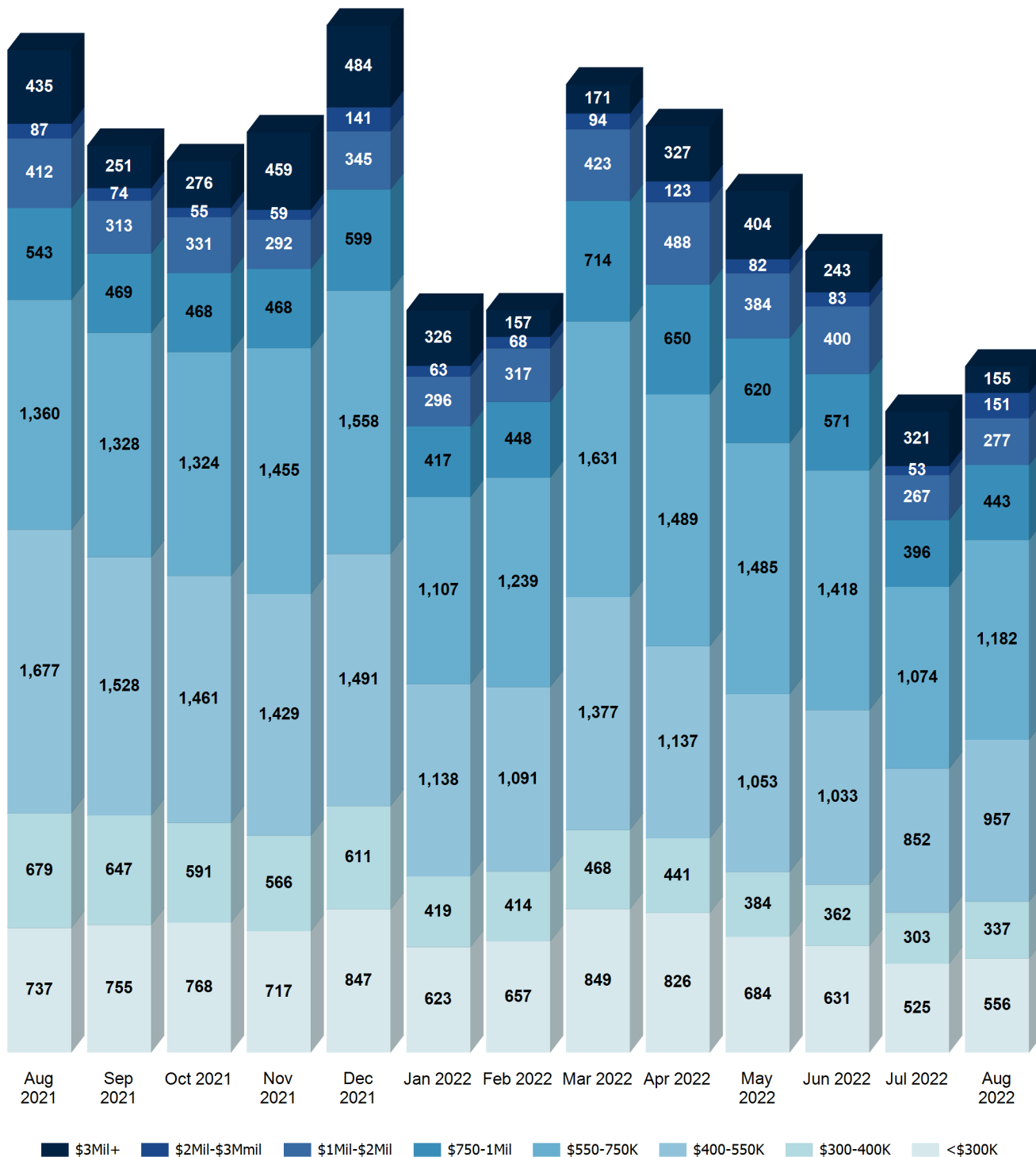


MARKET ACTIVITY & TRENDS

AUGUST 2022



SALES VALUE RANGES



MARKET ACTIVITY & TRENDS

AUGUST 2022



COMMUNITY NAME	ZIP CODE	SFR				Condos		
		SALES	MEDIAN PRICE (\$1,000)	PRICE % CHG YOY	MEDIAN \$/ Sq. Ft.	SALES	MEDIAN PRICE (\$1,000)	PRICE % CHG YOY
AGUANGA	92536	11	\$124	3.49%	\$627	0	\$0	-40.00%
ANZA	92539	15	\$305	-12.00%	\$298	0	\$0	0.00%
BANNING	92220	64	\$392	54.78%	\$367	15	\$508	-55.04%
BEAUMONT	92223	77	\$500	15.36%	\$262	29	\$532	29.59%
BERMUDA DUNES	92203	7	\$565	-14.45%	\$286	2	\$436	-16.88%
BLYTHE	92225	17	\$200	6.41%	\$148	0	\$0	-10.00%
CABAZON	92230	5	\$81	15.07%	\$108	0	\$0	0.00%
CALIMESA	92320	12	\$478	-23.35%	\$275	5	\$691	-73.02%
CANYON LAKE	92587	40	\$615	-6.96%	\$329	3	\$588	33.33%
CATHEDRAL CITY	92234	53	\$496	3.15%	\$318	2	\$327	-10.78%
CHERRY VALLEY	92223	13	\$370	-8.95%	\$295	0	\$0	0.00%
COACHELLA	92236	20	\$418	-10.58%	\$240	0	\$0	-75.00%
COLTON	92324	1	\$475	-15.79%	\$321	0	\$300	0.00%
CORONA	92878	8	\$658	16.79%	\$366	1	\$610	-40.00%
CORONA	92879	23	\$650	-6.91%	\$391	12	\$368	-30.05%
CORONA	92881	30	\$801	-7.95%	\$342	11	\$599	-42.74%
CORONA	92882	51	\$690	-10.70%	\$364	24	\$673	6.28%
CORONA	92883	42	\$722	-3.41%	\$311	9	\$647	-56.31%
CORONA TOTAL		154	\$704	-2.44%	\$355	57	\$579	-32.56%
DESERT CENTER	92239	1	\$3,000	-28.57%	\$2,193	0	\$0	0.00%
DESERT HOT SPRINGS	92240	59	\$359	5.71%	\$281	8	\$435	96.00%
DESERT HOT SPRINGS	92241	11	\$265	-8.81%	\$216	0	\$0	0.00%
DESERT HOT SPRINGS TOTAL		70	\$312	-1.55%	\$248	8	\$435	96.00%
EASTVALE	91752	5	\$840	-6.76%	\$282	2	\$567	-57.30%
EASTVALE	92880	30	\$881	-14.40%	\$1,051	5	\$659	-67.28%
EASTVALE TOTAL		35	\$860	-10.58%	\$667	7	\$613	-62.29%
HEMET	92543	48	\$284	-0.83%	\$206	14	\$521	1016.67%
HEMET	92544	77	\$435	1.19%	\$251	0	\$0	-22.22%
HEMET	92545	70	\$428	-1.90%	\$239	1	\$250	684.62%
HEMET TOTAL		195	\$382	-0.52%	\$232	15	\$386	559.69%
HOME GARDENS	92503	2	\$575	-15.12%	\$426	0	\$0	-30.00%
HOMELAND	92548	10	\$320	2.04%	\$298	0	\$0	0.00%
IDYLLWILD	92549	19	\$627	-25.67%	\$527	0	\$0	0.00%

		SFR				Condos		
COMMUNITY NAME	ZIP CODE	SALES	MEDIAN PRICE (\$1,000)	PRICE % CHG YOY	MEDIAN \$/ Sq. Ft.	SALES	MEDIAN PRICE (\$1,000)	PRICE % CHG YOY
INDIAN WELLS	92210	11	\$1,100	-40.67%	\$537	7	\$700	-38.91%
INDIO	92201	58	\$511	-6.33%	\$330	8	\$312	-20.49%
INDIO	92203	46	\$536	-5.36%	\$370	32	\$596	46.75%
INDIO TOTAL		104	\$523	-5.84%	\$350	40	\$454	13.13%
JURUPA VALLEY	91752	15	\$705	-1.08%	\$346	0	\$0	-100.00%
JURUPA VALLEY	92509	15	\$666	-15.97%	\$3,752	1	\$557	37.50%
JURUPA VALLEY TOTAL		30	\$685	-8.52%	\$2,049	1	\$557	-31.25%
LA QUINTA	92253	76	\$703	-29.92%	\$589	31	\$837	-38.45%
LAKE ELSINORE	92530	48	\$503	-0.91%	\$329	14	\$278	-55.01%
LAKE ELSINORE	92532	25	\$570	-20.57%	\$250	10	\$619	31.73%
LAKE ELSINORE TOTAL		73	\$536	-10.74%	\$290	24	\$448	-11.64%
LAKEVIEW	92567	2	\$117	700.00%	\$173	0	\$0	0.00%
MECCA	92254	1	\$1,280	60.87%	\$889	0	\$0	0.00%
MENIFEE	92584	99	\$615	-1.87%	\$317	28	\$609	-38.06%
MENIFEE	92585	48	\$565	-23.09%	\$348	17	\$586	-27.34%
MENIFEE	92586	39	\$399	-4.82%	\$272	2	\$291	-16.46%
MENIFEE	92587	4	\$746	-55.26%	\$0	2	\$672	0.00%
MENIFEE TOTAL		190	\$581	-21.26%	\$312	49	\$539	-27.29%
MORENO VALLEY	92551	20	\$471	4.09%	\$474	5	\$608	470.97%
MORENO VALLEY	92553	48	\$477	12.98%	\$316	1	\$475	69.57%
MORENO VALLEY	92555	40	\$590	1.76%	\$240	7	\$400	-39.23%
MORENO VALLEY	92557	49	\$535	-1.07%	\$305	2	\$147	-48.91%
MORENO VALLEY TOTAL		157	\$518	4.44%	\$334	15	\$407	113.10%
MOUNTAIN CENTER	92561	2	\$485	-36.17%	\$328	0	\$0	-100.00%
MURRIETA	92562	77	\$650	-15.76%	\$316	18	\$465	-21.32%
MURRIETA	92563	90	\$650	-12.62%	\$530	17	\$495	-42.65%
MURRIETA TOTAL		167	\$650	-14.19%	\$423	35	\$480	-31.98%
NORCO	92860	21	\$800	-19.59%	\$469	0	\$0	0.00%
NORTH PALM SPRINGS	92258	1	\$190	66.67%	\$264	0	\$0	0.00%
NUEVO	92567	13	\$545	-0.65%	\$565	0	\$0	0.00%
PALM DESERT	92211	47	\$675	-19.79%	\$350	40	\$538	-29.28%
PALM DESERT	92260	63	\$700	-18.76%	\$448	27	\$480	-30.11%
PALM DESERT TOTAL		110	\$688	-19.27%	\$399	67	\$509	-29.70%
PALM SPRINGS	92262	33	\$1,075	-23.42%	\$644	38	\$463	-15.41%
PALM SPRINGS	92264	20	\$1,200	-18.83%	\$703	38	\$458	-24.05%
PALM SPRINGS TOTAL		53	\$1,138	-21.13%	\$674	76	\$460	-19.73%
PERRIS	92570	44	\$465	-4.14%	\$286	4	\$559	-40.44%
PERRIS	92571	51	\$500	4.28%	\$360	15	\$518	421.05%

		SFR				Condos		
COMMUNITY NAME	ZIP CODE	SALES	MEDIAN PRICE (\$1,000)	PRICE % CHG YOY	MEDIAN \$/ Sq. Ft.	SALES	MEDIAN PRICE (\$1,000)	PRICE % CHG YOY
PERRIS TOTAL		95	\$482	0.07%	\$323	19	\$538	190.31%
RANCHO MIRAGE	92270	26	\$1,087	-16.33%	\$470	30	\$657	-32.90%
RIVERSIDE	92501	11	\$520	-9.74%	\$320	1	\$417	-55.17%
RIVERSIDE	92503	52	\$573	-8.93%	\$353	2	\$358	-64.37%
RIVERSIDE	92504	57	\$575	-12.48%	\$396	1	\$500	-20.00%
RIVERSIDE	92505	34	\$575	-2.17%	\$361	1	\$470	-38.33%
RIVERSIDE	92506	58	\$650	-18.32%	\$405	12	\$306	13.46%
RIVERSIDE	92507	38	\$595	12.17%	\$358	22	\$555	-4.52%
RIVERSIDE	92508	31	\$739	-8.16%	\$296	5	\$701	30.77%
RIVERSIDE TOTAL		281	\$604	-6.81%	\$356	44	\$472	-19.74%
RUBIDOUX	92503	6	\$570	20.54%	\$696	0	\$0	-77.78%
RUBIDOUX	92509	49	\$573	-6.60%	\$383	1	\$449	-39.47%
RUBIDOUX TOTAL		55	\$572	6.97%	\$540	1	\$449	-58.63%
SAN JACINTO	92582	29	\$500	13.50%	\$274	0	\$0	-8.33%
SAN JACINTO	92583	31	\$455	2.45%	\$274	9	\$2,700	68.00%
SAN JACINTO TOTAL		60	\$478	7.98%	\$274	9	\$2,700	29.83%
TEMECULA	92590	2	\$1,405	6.94%	\$564	0	\$0	-100.00%
TEMECULA	92591	53	\$685	-16.57%	\$339	11	\$791	41.76%
TEMECULA	92592	97	\$718	-18.17%	\$353	12	\$525	-24.84%
TEMECULA TOTAL		152	\$936	-9.26%	\$419	23	\$658	-27.69%
THERMAL	92274	1	\$320	14.29%	\$333	0	\$0	0.00%
THOUSAND PALMS	92276	11	\$167	-8.52%	\$166	0	\$0	0.00%
WHITEWATER	92282	1	\$11	2.08%	\$6	0	\$0	0.00%
WILDOMAR	92595	36	\$591	-14.45%	\$282	6	\$683	-4.65%
WINCHESTER	92596	71	\$607	-31.85%	\$493	20	\$578	19.86%
YUCAIPA	92399	1	\$531	81.82%	\$238	0	\$575	0.00%