



Lawyers Title®



SAN DIEGO COUNTY

MARKET ACTIVITY & TRENDS

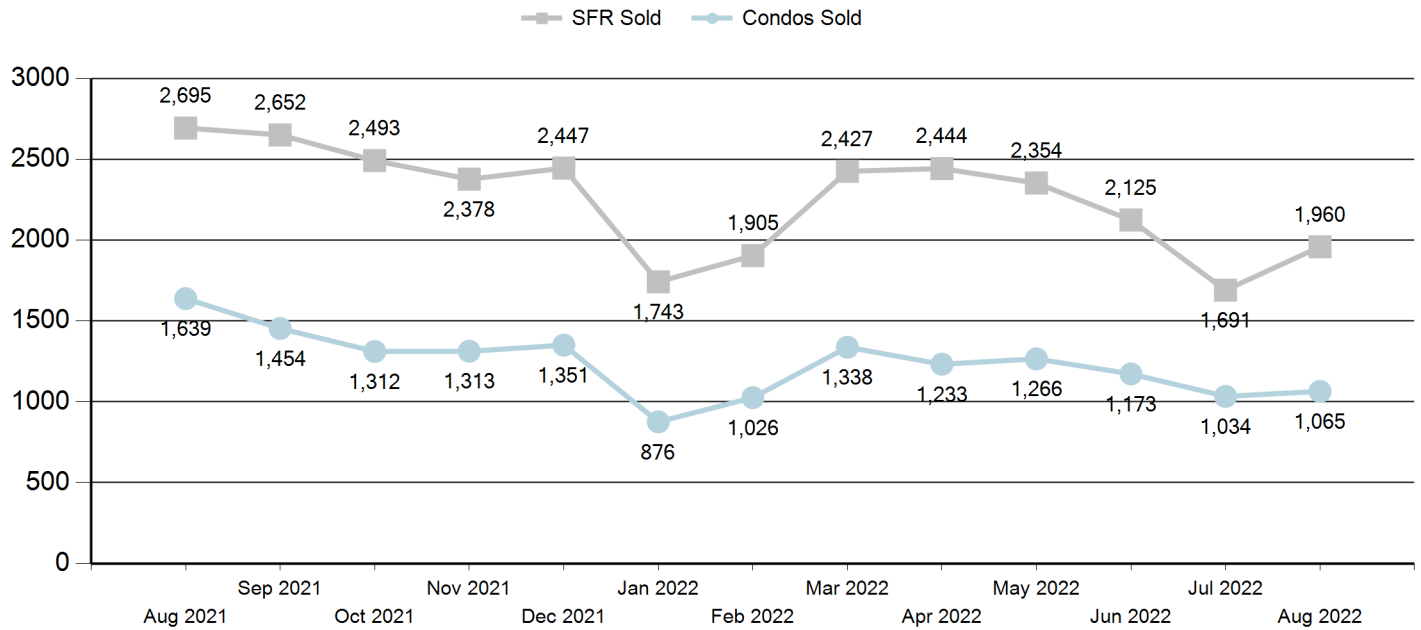
AUGUST 2022

MARKET ACTIVITY & TRENDS



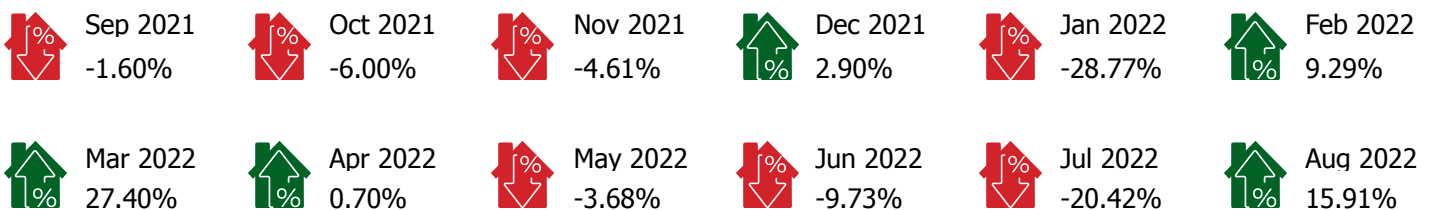
AUGUST 2022

SFR & CONDO SALES LAST 12 MONTHS




MONTH OVER MONTH TRENDS

SFR % Change



Condo % Change

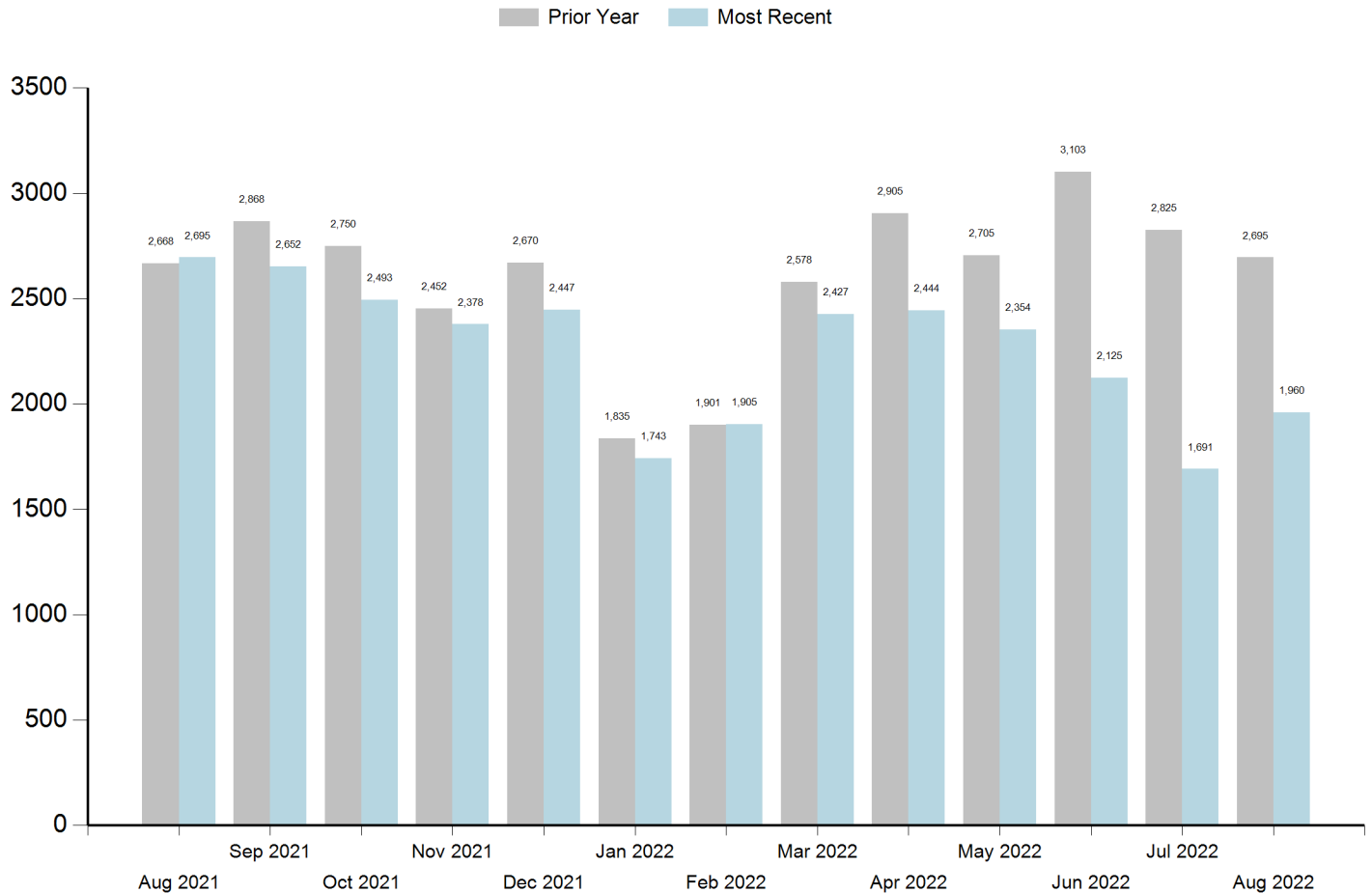


MARKET ACTIVITY & TRENDS



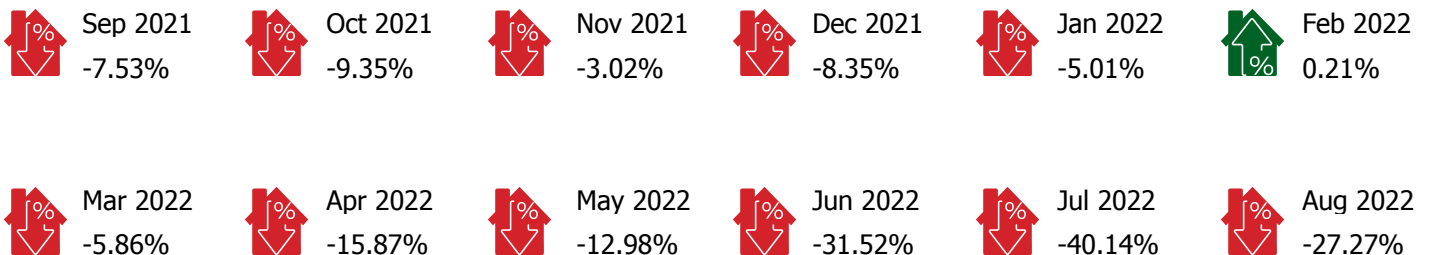
AUGUST 2022

SFR YEAR OVER YEAR



SFR YEAR OVER YEAR TRENDS

SFR % Change

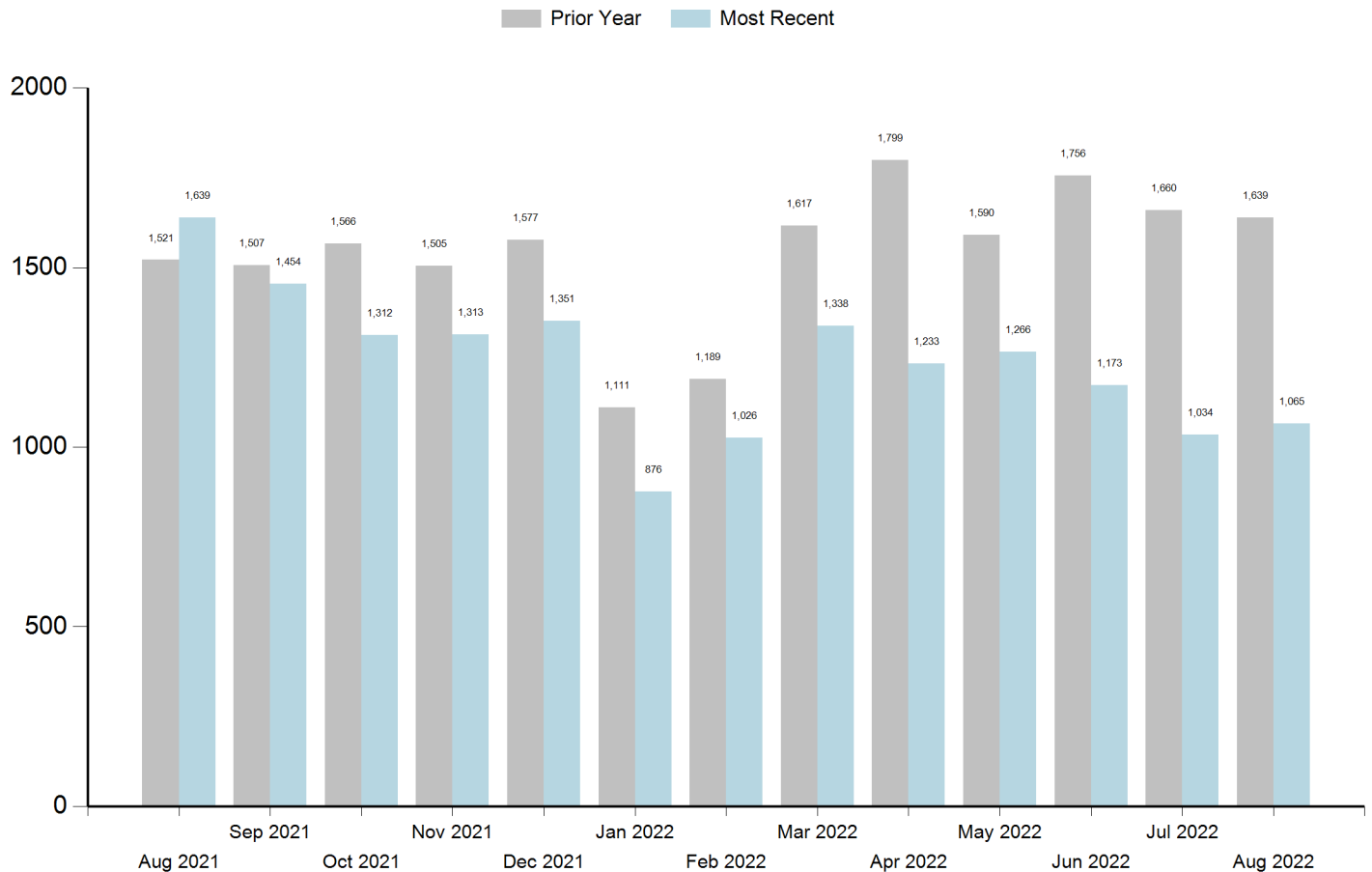


MARKET ACTIVITY & TRENDS




AUGUST 2022

CONDO YEAR OVER YEAR



CONDO YEAR OVER YEAR TRENDS

CONDO % Change

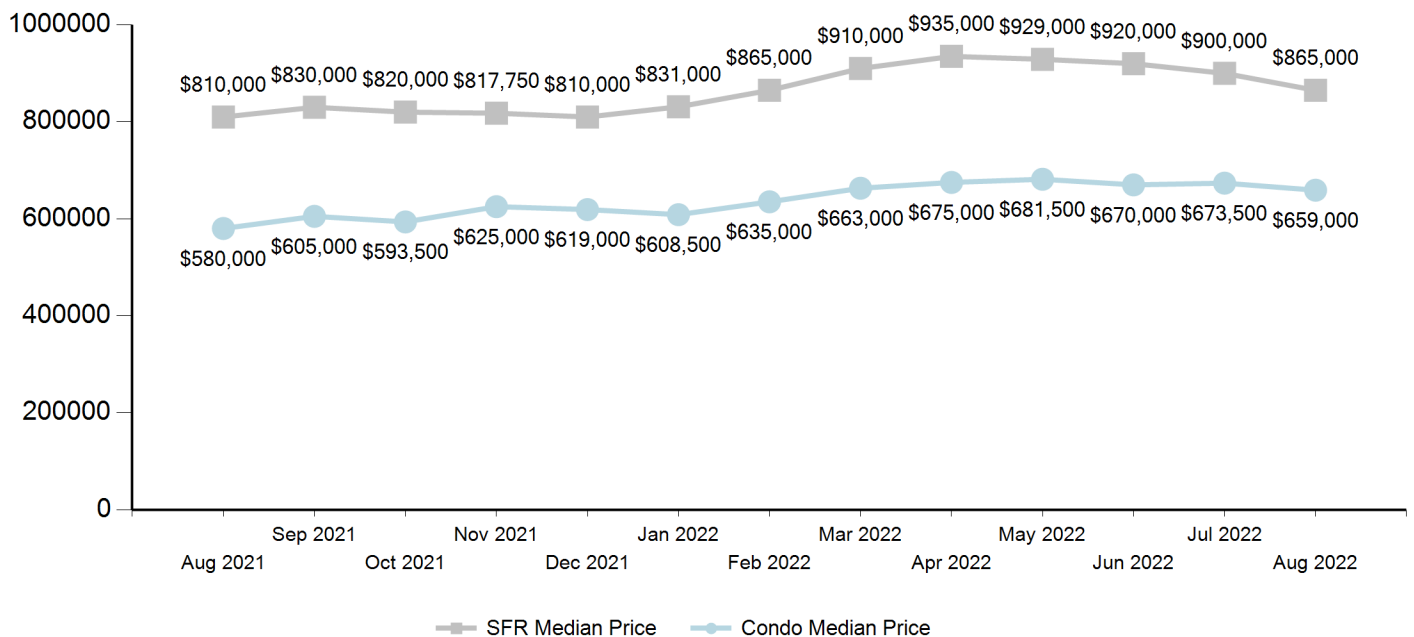


MARKET ACTIVITY & TRENDS




AUGUST 2022

SFR & CONDO MEDIAN SALES PRICE LAST 12 MONTHS




MONTH OVER MONTH TRENDS

SFR % Change



Condo % Change

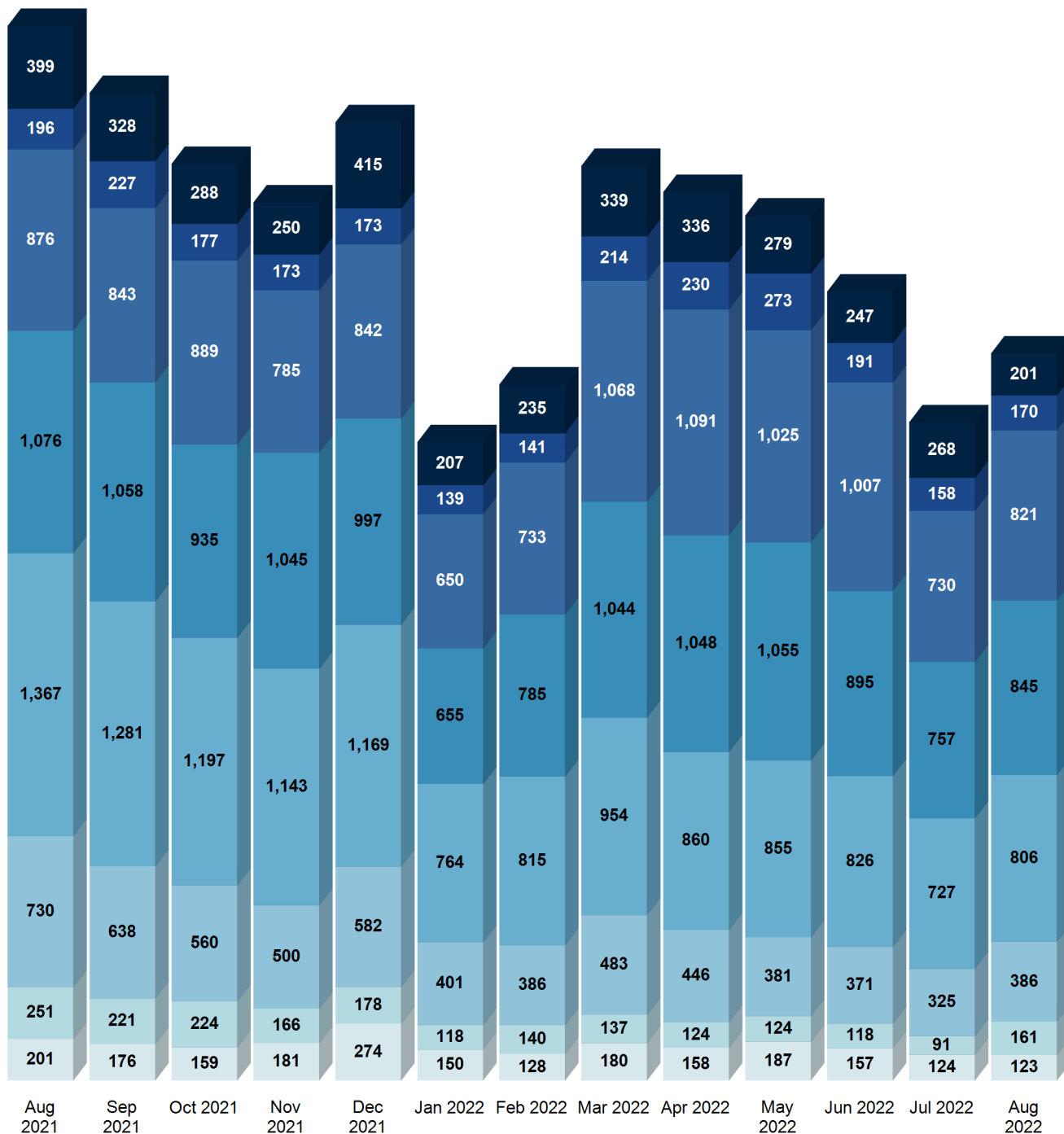


MARKET ACTIVITY & TRENDS

AUGUST 2022



SALES VALUE RANGES



\$3Mil+
 \$2Mil-\$3Mil
 \$1Mil-\$2Mil
 \$750-1Mil
 \$550-750K
 \$400-550K
 \$300-400K
 <\$300K

MARKET ACTIVITY & TRENDS

AUGUST 2022



COMMUNITY NAME	ZIP CODE	SFR				Condos		
		SALES	MEDIAN PRICE (\$1,000)	PRICE % CHG YOY	MEDIAN \$/ Sq. Ft.	SALES	MEDIAN PRICE (\$1,000)	PRICE % CHG YOY
ALPINE	91901	22	\$948	-23.25%	\$449	2	\$382	-29.41%
BONITA	91902	12	\$1,075	-32.49%	\$411	1	\$177	-32.39%
BONSALL	92003	1	\$1,035	-22.73%	\$449	4	\$553	28.09%
BORREGO SPRINGS	92004	9	\$395	-19.87%	\$237	0	\$0	-20.00%
BOULEVARD	91905	6	\$331	-29.63%	\$321	1	\$43	0.00%
CAMPO	91906	11	\$500	11.90%	\$280	1	\$113	0.00%
CARDIFF	92007	6	\$2,243	-41.49%	\$1,281	1	\$1,285	-50.00%
CARLSBAD	92008	17	\$1,495	-23.85%	\$773	7	\$730	-17.09%
CARLSBAD	92009	26	\$1,720	-35.59%	\$642	24	\$750	-26.29%
CARLSBAD	92010	22	\$1,038	-0.76%	\$566	5	\$925	-50.00%
CARLSBAD	92011	16	\$1,683	-33.95%	\$633	14	\$1,125	-30.32%
CARLSBAD TOTAL		81	\$1,484	-23.54%	\$653	50	\$882	-30.92%
CHULA VISTA	91910	23	\$770	-17.88%	\$482	17	\$549	-3.61%
CHULA VISTA	91911	39	\$736	-3.98%	\$518	8	\$483	-8.92%
CHULA VISTA	91913	24	\$870	-11.05%	\$400	37	\$617	-34.59%
CHULA VISTA	91914	12	\$1,130	-23.74%	\$514	2	\$651	-20.55%
CHULA VISTA	91915	10	\$980	-33.46%	\$400	35	\$639	-2.49%
CHULA VISTA TOTAL		108	\$897	-18.02%	\$463	99	\$588	-14.03%
CORONADO	92118	9	\$2,600	-25.65%	\$1,495	9	\$1,300	-15.87%
DEL MAR	92014	12	\$2,938	-16.91%	\$1,479	8	\$1,027	-29.23%
DESCANSO	91916	2	\$313	-20.00%	\$464	0	\$0	-100.00%
EL CAJON	92019	39	\$820	-7.52%	\$484	10	\$493	-8.17%
EL CAJON	92020	36	\$750	-7.45%	\$467	13	\$381	3.18%
EL CAJON	92021	50	\$689	3.55%	\$441	14	\$425	-4.23%
EL CAJON TOTAL		125	\$753	-3.81%	\$464	37	\$433	-3.07%
ENCINITAS	92024	29	\$1,900	-35.50%	\$1,143	21	\$1,240	-26.50%
ESCONDIDO	92025	22	\$753	-3.95%	\$461	12	\$616	7.32%
ESCONDIDO	92026	52	\$720	-12.67%	\$427	17	\$704	-60.93%
ESCONDIDO	92027	43	\$690	-10.72%	\$408	9	\$410	3.77%
ESCONDIDO	92029	26	\$1,090	-3.44%	\$532	8	\$1,317	-74.71%
ESCONDIDO TOTAL		143	\$813	-7.70%	\$457	46	\$762	-31.14%
FALLBROOK	92028	60	\$818	-9.69%	\$449	16	\$659	-55.71%
IMPERIAL BEACH	91932	10	\$798	-10.49%	\$600	8	\$800	-20.11%

		SFR				Condos		
COMMUNITY NAME	ZIP CODE	SALES	MEDIAN PRICE (\$1,000)	PRICE % CHG YOY	MEDIAN \$/ Sq. Ft.	SALES	MEDIAN PRICE (\$1,000)	PRICE % CHG YOY
JACUMBA	91934	2	\$199	-20.83%	\$187	0	\$0	0.00%
JAMUL	91935	5	\$1,200	-7.24%	\$329	0	\$0	-100.00%
JULIAN	92036	12	\$530	2.14%	\$524	0	\$0	0.00%
LA JOLLA	92037	26	\$3,100	-22.82%	\$1,459	27	\$980	-22.13%
LA MESA	91941	32	\$950	-16.21%	\$476	3	\$620	-40.35%
LA MESA	91942	20	\$823	-15.08%	\$546	19	\$560	-9.50%
LA MESA TOTAL		52	\$886	-15.64%	\$511	22	\$590	-24.93%
LAKESIDE	92040	36	\$750	-1.37%	\$461	9	\$407	-16.35%
LEMON GROVE	91945	24	\$667	-6.27%	\$482	1	\$465	-50.00%
NATIONAL CITY	91950	23	\$640	8.41%	\$581	5	\$480	92.42%
OCEANSIDE	92054	19	\$1,175	-2.10%	\$680	13	\$1,165	-23.05%
OCEANSIDE	92056	56	\$824	-17.77%	\$495	15	\$685	-47.34%
OCEANSIDE	92057	63	\$670	-7.79%	\$438	13	\$580	-5.63%
OCEANSIDE	92058	13	\$750	0.61%	\$477	3	\$485	-42.86%
OCEANSIDE TOTAL		151	\$855	-6.76%	\$522	44	\$729	-29.72%
PALOMAR MOUNTAIN	92060	4	\$306	75.00%	\$538	0	\$0	0.00%
PAUMA VALLEY	92061	2	\$1,155	-38.10%	\$434	0	\$0	-70.83%
PINE VALLEY	91962	3	\$740	-4.17%	\$387	0	\$0	-85.71%
POTRERO	91963	1	\$70	10.00%	\$0	0	\$0	0.00%
POWAY	92064	40	\$1,025	-16.14%	\$641	9	\$945	56.79%
RAMONA	92065	55	\$750	-4.83%	\$382	5	\$490	8.93%
RANCHO SANTA FE	92067	11	\$4,350	-33.24%	\$1,337	1	\$1,500	-15.38%
RANCHO SANTA FE	92091	4	\$2,585	-44.51%	\$846	3	\$1,500	15.38%
RANCHO SANTA FE TOTAL		15	\$3,468	-38.87%	\$1,091	4	\$1,500	0.00%
SAN DIEGO	92101	3	\$538	-3.23%	\$566	75	\$750	-16.29%
SAN DIEGO	92102	10	\$881	-22.65%	\$881	2	\$420	-36.09%
SAN DIEGO	92103	13	\$1,250	-19.44%	\$934	14	\$789	-18.40%
SAN DIEGO	92104	19	\$1,000	-20.31%	\$906	11	\$606	-23.13%
SAN DIEGO	92105	20	\$620	-0.62%	\$582	11	\$345	-25.54%
SAN DIEGO	92106	12	\$1,778	-31.39%	\$779	6	\$1,018	-5.68%
SAN DIEGO	92107	16	\$1,892	-31.36%	\$1,132	4	\$773	-24.52%
SAN DIEGO	92108	0	\$0	-65.38%	\$0	42	\$649	-30.71%
SAN DIEGO	92109	16	\$1,854	-26.63%	\$1,192	17	\$733	-24.58%
SAN DIEGO	92110	12	\$1,573	0.00%	\$982	14	\$600	-21.97%
SAN DIEGO	92111	12	\$955	-14.41%	\$668	16	\$532	-18.21%
SAN DIEGO	92113	7	\$600	-5.45%	\$498	2	\$448	-20.93%
SAN DIEGO	92114	49	\$650	7.68%	\$447	2	\$398	-5.26%
SAN DIEGO	92115	26	\$905	-9.93%	\$676	17	\$425	-20.00%

		SFR				Condos		
COMMUNITY NAME	ZIP CODE	SALES	MEDIAN PRICE (\$1,000)	PRICE % CHG YOY	MEDIAN \$/ Sq. Ft.	SALES	MEDIAN PRICE (\$1,000)	PRICE % CHG YOY
SAN DIEGO	92116	15	\$935	-13.54%	\$889	12	\$525	-16.18%
SAN DIEGO	92117	48	\$1,108	-2.88%	\$779	15	\$570	-27.12%
SAN DIEGO	92119	23	\$1,000	-7.04%	\$546	8	\$475	-14.37%
SAN DIEGO	92120	27	\$1,000	-16.32%	\$553	8	\$481	-29.02%
SAN DIEGO	92121	0	\$0	-41.38%	\$0	7	\$1,375	124.56%
SAN DIEGO	92122	9	\$1,365	-6.43%	\$600	22	\$720	-26.10%
SAN DIEGO	92123	11	\$900	-16.43%	\$647	12	\$568	-23.35%
SAN DIEGO	92124	15	\$1,200	-18.69%	\$578	10	\$715	-7.34%
SAN DIEGO	92126	34	\$961	-11.44%	\$590	17	\$814	11.73%
SAN DIEGO	92127	27	\$1,880	-39.57%	\$706	29	\$960	-12.67%
SAN DIEGO	92128	27	\$1,175	-26.66%	\$621	32	\$705	-20.17%
SAN DIEGO	92129	29	\$1,145	-8.66%	\$653	8	\$605	-53.13%
SAN DIEGO	92130	28	\$2,150	-34.43%	\$783	31	\$1,030	-25.80%
SAN DIEGO	92131	28	\$1,500	-13.60%	\$580	12	\$721	-13.25%
SAN DIEGO	92139	20	\$716	3.15%	\$434	9	\$540	17.09%
SAN DIEGO	92154	33	\$700	-2.22%	\$468	15	\$579	-34.32%
SAN DIEGO TOTAL		589	\$1,151	-17.22%	\$703	480	\$662	-14.69%
SAN MARCOS	92069	31	\$790	-4.57%	\$424	11	\$609	0.00%
SAN MARCOS	92078	29	\$1,250	-25.22%	\$518	26	\$748	-16.27%
SAN MARCOS TOTAL		60	\$1,020	-14.90%	\$471	37	\$678	-16.27%
SAN YSIDRO	92173	2	\$628	4.00%	\$468	2	\$368	0.00%
SANTA YSABEL	92070	2	\$1,155	17.39%	\$312	0	\$0	0.00%
SANTEE	92071	49	\$755	-11.46%	\$491	32	\$600	-15.55%
SOLANA BEACH	92075	8	\$2,105	-21.90%	\$1,518	5	\$610	-30.90%
SPRING VALLEY	91977	34	\$725	7.07%	\$429	15	\$430	46.10%
SPRING VALLEY	91978	4	\$737	2.20%	\$322	3	\$435	-44.44%
SPRING VALLEY TOTAL		38	\$731	4.63%	\$376	18	\$433	0.83%
TECATE	91980	1	\$300	0.00%	\$328	0	\$0	0.00%
VALLEY CENTER	92082	16	\$817	-13.89%	\$408	38	\$843	465.96%
VISTA	92081	21	\$930	-8.27%	\$510	3	\$605	-54.26%
VISTA	92083	27	\$735	-0.61%	\$473	2	\$504	-38.75%
VISTA	92084	32	\$868	-3.55%	\$486	6	\$472	-60.19%
VISTA TOTAL		80	\$844	-4.14%	\$490	11	\$527	-51.07%
WARNER SPRINGS	92086	4	\$335	-3.08%	\$202	0	\$0	-100.00%