



Lawyers Title®



VENTURA COUNTY

# MARKET ACTIVITY & TRENDS

AUGUST 2022

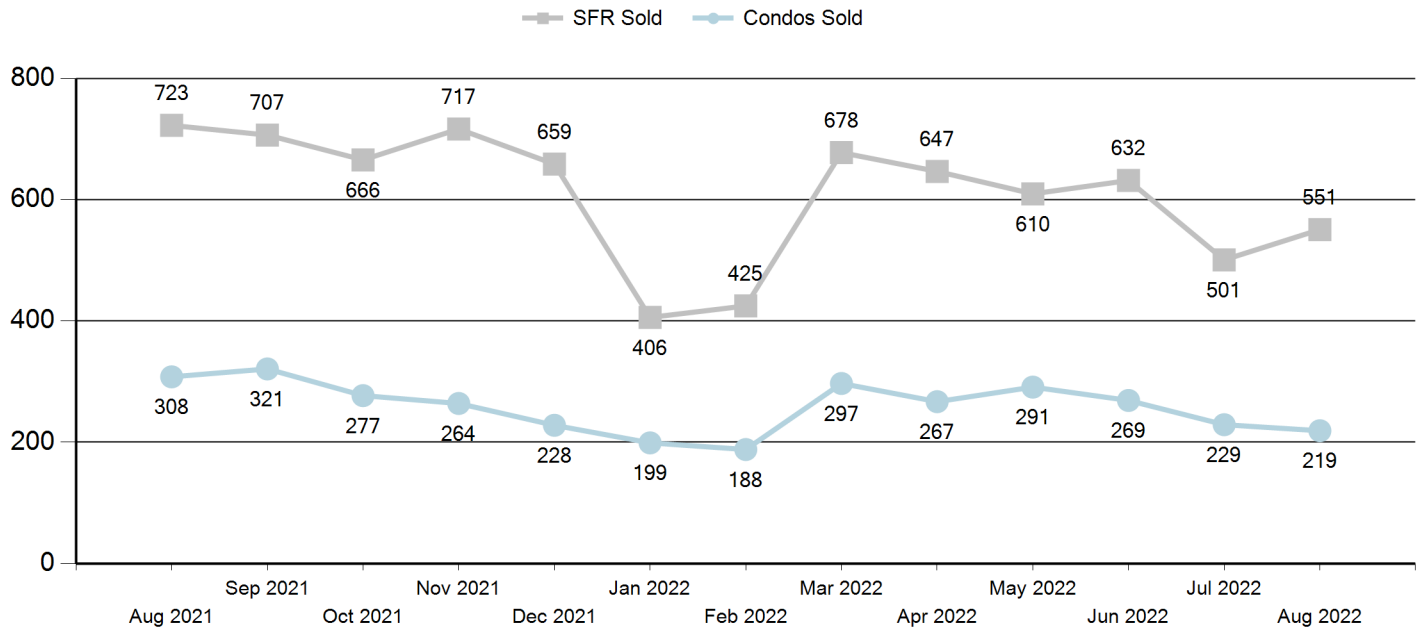
# MARKET ACTIVITY & TRENDS



AUGUST 2022

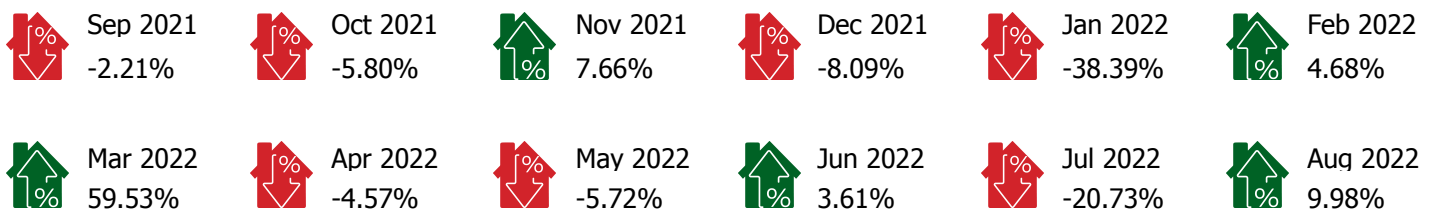
## SFR & CONDO SALES

### LAST 12 MONTHS




## MONTH OVER MONTH TRENDS

### SFR % Change



### Condo % Change

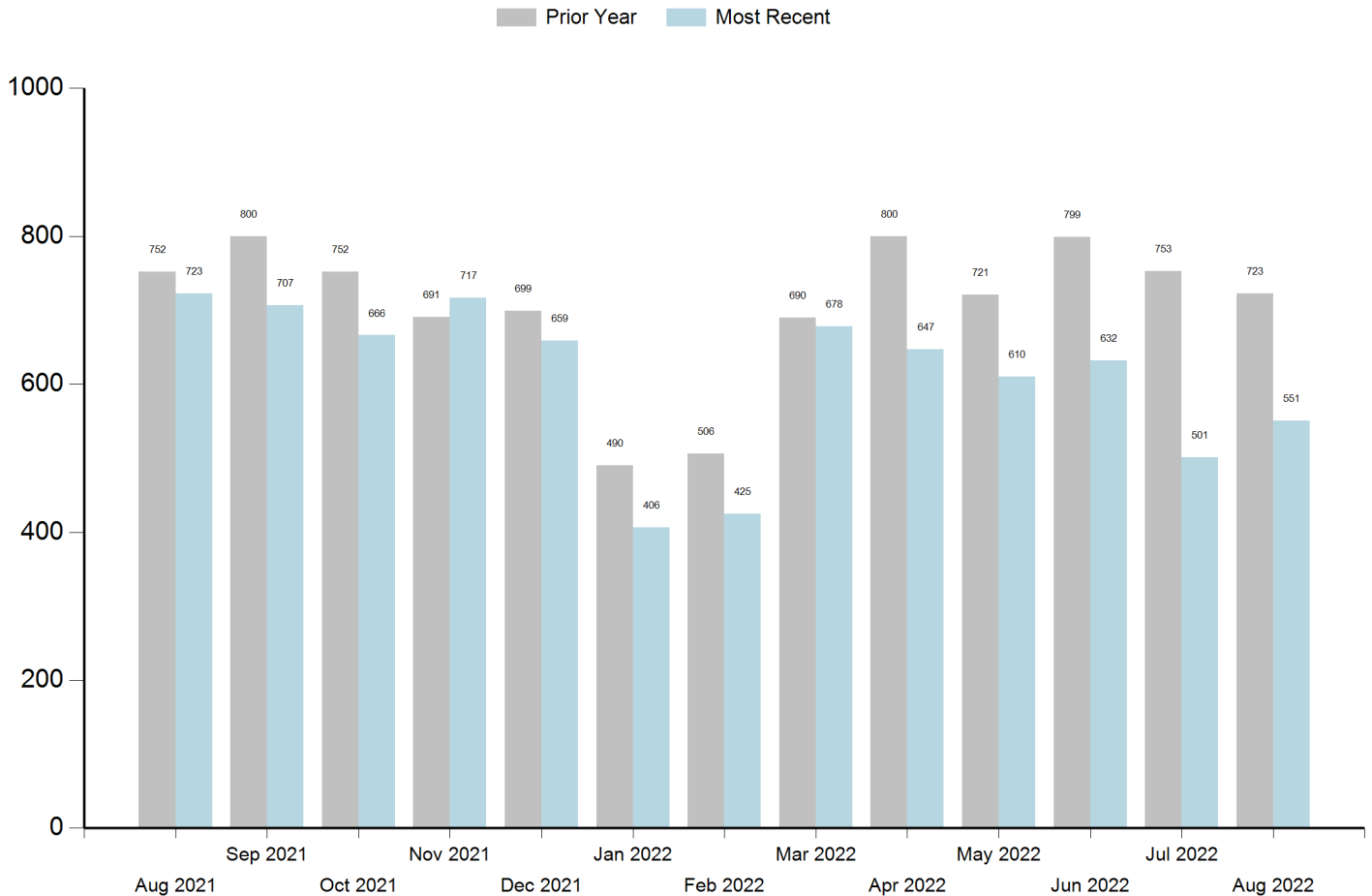


# MARKET ACTIVITY & TRENDS




AUGUST 2022

## SFR YEAR OVER YEAR



## SFR YEAR OVER YEAR TRENDS

### SFR % Change

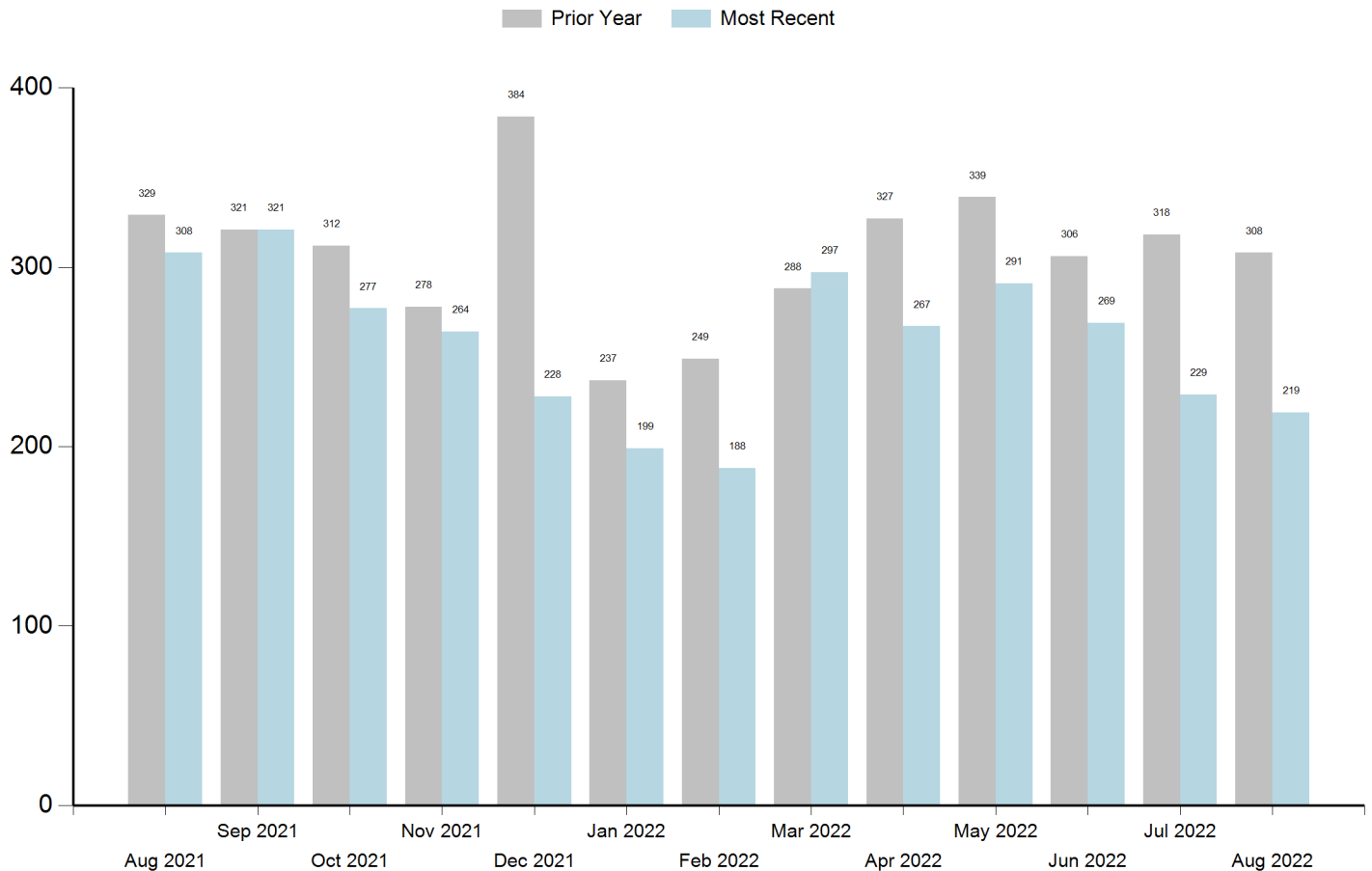


# MARKET ACTIVITY & TRENDS




AUGUST 2022

## CONDO YEAR OVER YEAR



## CONDO YEAR OVER YEAR TRENDS

### CONDO % Change

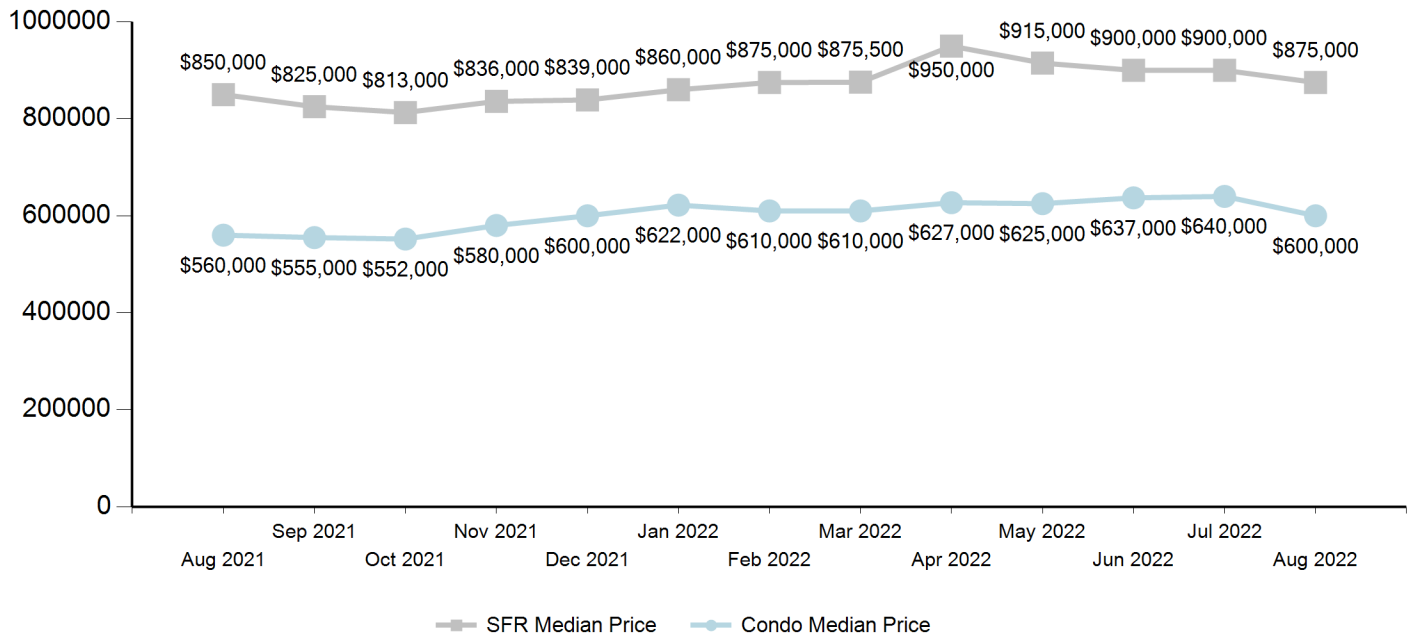


# MARKET ACTIVITY & TRENDS



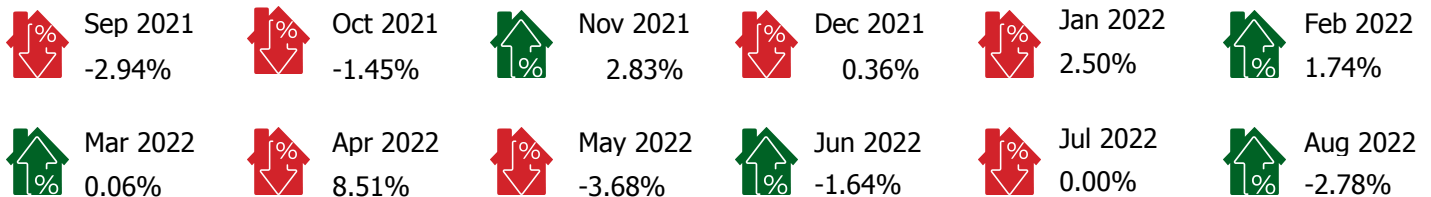
AUGUST 2022

## SFR & CONDO MEDIAN SALES PRICE LAST 12 MONTHS




## MONTH OVER MONTH TRENDS

### SFR % Change



### Condo % Change

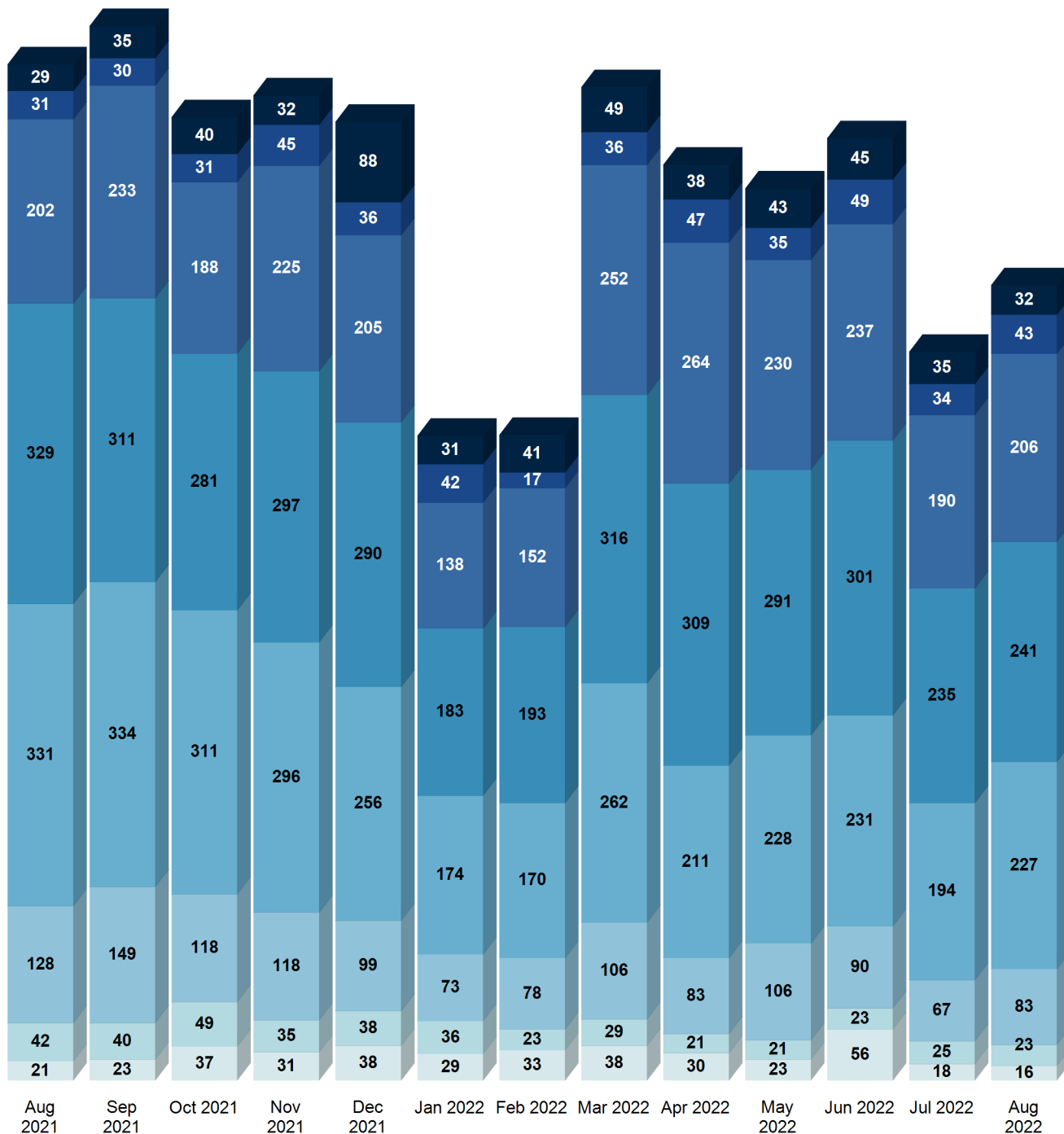


# MARKET ACTIVITY & TRENDS

AUGUST 2022



## SALES VALUE RANGES



\$3Mil+
  \$2Mil-\$3Mil
  \$1Mil-\$2Mil
  \$750-1Mil
  \$550-750K
  \$400-550K
  \$300-400K
  <\$300K

# MARKET ACTIVITY & TRENDS

AUGUST 2022



| COMMUNITY NAME                | ZIP CODE | SFR        |                        |                 |                    | Condos    |                        |                 |
|-------------------------------|----------|------------|------------------------|-----------------|--------------------|-----------|------------------------|-----------------|
|                               |          | SALES      | MEDIAN PRICE (\$1,000) | PRICE % CHG YOY | MEDIAN \$/ Sq. Ft. | SALES     | MEDIAN PRICE (\$1,000) | PRICE % CHG YOY |
| BELL CANYON                   | 91307    | 3          | \$2,100                | -29.33%         | \$724              | 0         | \$0                    | -25.00%         |
| CAMARILLO                     | 93010    | 30         | \$825                  | -15.45%         | \$493              | 8         | \$666                  | -19.79%         |
| CAMARILLO                     | 93012    | 35         | \$826                  | -13.97%         | \$468              | 28        | \$620                  | 0.76%           |
| <b>CAMARILLO TOTAL</b>        |          | <b>65</b>  | <b>\$825</b>           | <b>-14.71%</b>  | <b>\$481</b>       | <b>36</b> | <b>\$643</b>           | <b>-9.51%</b>   |
| FILLMORE                      | 93015    | 6          | \$937                  | -5.47%          | \$2,411            | 4         | \$520                  | 25.37%          |
| MALIBU                        | 90265    | 1          | \$4,000                | 0.00%           | \$2,146            | 1         | \$1,275                | 6.25%           |
| MOORPARK                      | 93021    | 26         | \$1,005                | -14.09%         | \$520              | 4         | \$506                  | -16.03%         |
| OAK PARK                      | 91377    | 10         | \$1,795                | -17.65%         | \$584              | 7         | \$618                  | -20.19%         |
| OAK VIEW                      | 93022    | 8          | \$870                  | -2.90%          | \$827              | 0         | \$0                    | 0.00%           |
| OJAI                          | 93023    | 28         | \$1,025                | -14.69%         | \$792              | 1         | \$575                  | -33.33%         |
| OXNARD                        | 93030    | 20         | \$738                  | -20.07%         | \$404              | 4         | \$616                  | -8.86%          |
| OXNARD                        | 93033    | 20         | \$631                  | 0.00%           | \$448              | 7         | \$488                  | 12.50%          |
| OXNARD                        | 93035    | 24         | \$830                  | -18.04%         | \$725              | 17        | \$790                  | -14.53%         |
| OXNARD                        | 93036    | 18         | \$786                  | -18.02%         | \$428              | 12        | \$601                  | -19.15%         |
| <b>OXNARD TOTAL</b>           |          | <b>82</b>  | <b>\$746</b>           | <b>-18.71%</b>  | <b>\$501</b>       | <b>40</b> | <b>\$624</b>           | <b>-7.51%</b>   |
| PORT HUENEME                  | 93041    | 3          | \$635                  | -11.46%         | \$557              | 14        | \$420                  | -11.00%         |
| SANTA PAULA                   | 93060    | 18         | \$690                  | 3.32%           | \$479              | 20        | \$685                  | -23.18%         |
| SANTA ROSA VALLEY             | 93012    | 9          | \$1,990                | -11.54%         | \$533              | 0         | \$0                    | 0.00%           |
| SIMI VALLEY                   | 93063    | 36         | \$840                  | -10.79%         | \$489              | 14        | \$560                  | -12.33%         |
| SIMI VALLEY                   | 93065    | 63         | \$779                  | -15.86%         | \$432              | 15        | \$625                  | -31.06%         |
| <b>SIMI VALLEY TOTAL</b>      |          | <b>99</b>  | <b>\$810</b>           | <b>-13.33%</b>  | <b>\$460</b>       | <b>29</b> | <b>\$592</b>           | <b>-21.69%</b>  |
| THOUSAND OAKS                 | 91320    | 44         | \$925                  | -16.34%         | \$502              | 7         | \$585                  | -16.85%         |
| THOUSAND OAKS                 | 91360    | 45         | \$1,030                | -6.03%          | \$521              | 5         | \$725                  | -4.88%          |
| THOUSAND OAKS                 | 91361    | 6          | \$2,450                | 10.00%          | \$857              | 4         | \$613                  | -8.70%          |
| THOUSAND OAKS                 | 91362    | 21         | \$1,285                | -6.33%          | \$519              | 9         | \$505                  | -27.40%         |
| <b>THOUSAND OAKS TOTAL</b>    |          | <b>116</b> | <b>\$1,422</b>         | <b>-4.68%</b>   | <b>\$600</b>       | <b>25</b> | <b>\$607</b>           | <b>-14.46%</b>  |
| VENTURA                       | 93001    | 14         | \$1,088                | -26.65%         | \$839              | 11        | \$640                  | -19.82%         |
| VENTURA                       | 93003    | 30         | \$850                  | -11.37%         | \$528              | 13        | \$450                  | -8.09%          |
| VENTURA                       | 93004    | 22         | \$858                  | -14.88%         | \$456              | 6         | \$558                  | -30.88%         |
| <b>VENTURA TOTAL</b>          |          | <b>66</b>  | <b>\$932</b>           | <b>-17.63%</b>  | <b>\$608</b>       | <b>30</b> | <b>\$549</b>           | <b>-19.60%</b>  |
| WESTLAKE VILLAGE              | 91361    | 3          | \$1,595                | -24.22%         | \$635              | 4         | \$1,286                | -11.54%         |
| WESTLAKE VILLAGE              | 91362    | 8          | \$2,138                | -23.56%         | \$685              | 4         | \$1,200                | -31.41%         |
| <b>WESTLAKE VILLAGE TOTAL</b> |          | <b>11</b>  | <b>\$1,867</b>         | <b>-23.89%</b>  | <b>\$660</b>       | <b>8</b>  | <b>\$1,243</b>         | <b>-21.47%</b>  |